


Die Sierduif *The Fancy Pigeon*

April 2023



Romanian Naked-Neck Tumbler

Ere-Presidente / Honorary Presidents

Mnr. Warren Klopper, Posbus 143, Schweizer-Reneke. 2780 Tel: 053 963 1547

Ds. Renier Lee, Posbus 6, Swartruggens. 2835 Tel: 014 544 0008

Mr. Clive Druce, 48 Lange Street, Uitenhage. 6230 Tel: 041 992 2684

Mr. Stewart Patterson, P.O. Box 69184, Bryanston. 2021 Tel: 011 704 2490

Mnr. Wynand Wessels Posbus 346, Bothaville 9660 Tel: 056 515 2769

Mnr. Pierre le Roux, Diazstraat 31, Panorama. 7500 Tel/Faks: 021 939 2572 Sel: 083 567 0226

Ds. Hennie Hattingh, Posbus 178, Bothaville. 9660 Tel: 056 515 2763. Sel: 082 923 3910

Uitvoerende Komitee / Executive Committee

Nasionale / National President

Chris de Bruin, Posbus 906268, Magalieskruin. 0150 Tel: 012 819 1594, Sel: 082 426 8703

E-pos: tiaandebuin0@gmail.com

Nasionale Vise- / National Vice-President:

Dirk Scholtz, Posbus 21110, Nelspruit, 1200, Sel: 082 452 4229, E-Pos: dirk@harmonie.co.za

Nasionale Sekretaris / National Secretary:

Gerhard van Aswegen, Posbus 2792, Krugersdorp, 1740, Sel: 082 921 1747, E-Pos: gjtlofts1@gmail.com

National Treasurer / Nasionale Tesourier:

Bertie Wessels, Posbus 1085, Bothaville. 9660 Sel: 083 733 4191, E-Pos: bertie_wessels@hotmail.com

National Ring Master / Nasionale Ringmeester:

Robin Prince, 53 Mangold Street, Newton Park, Gqeberha, 6045 Sel: 082 957 6773 / 082 565 9022,

E-pos: safpa.rings@telkomsa.net

Nasionale Redakteur / National Editor:

Cora Munnik, 37 Protea St, West Village, Carletonville, 2499 Sel: 076 313 2873, E-Pos: coramunnik@gmail.com

Nasionale Beoordelaarsbeampte / National Judges Officer:

Christo Munnik, 37 Protea St, West Village, Carletonville, 2449 Sel: 076 391 5800, E-pos: cora.christo@gmail.com

Streekverteenwoordigers / Region Representatives

Gauteng: *Shaun Smeda, 6 Shirley Road, Valhalla, Centurion, 0185 Sel: 072 190 0345,*

E-pos: Shaunsmeda@intercape.co.za

Vrystaat: *Chris vd Walt, 1 Stanton Street, Fichardpark, Bloemfontein. 9301 Sel: 082 378 6447,*

E-pos: plakkers@wol.co.za

Wes Kaap: *Pieter Neethling, 21 St Thomas Street. 7322 Sel: 081 397 9960 E-pos: thehaircorporation12@gmail.com*

Noord-Vrystaat: *Piet Odendaal, Posbus 260, Odendaalsrus, 9480 Sel: 082 855 0089,*

E-pos: pietodendaal01@gmail.com

Oostelik Streek: *At van Jaarsveld, Posbus 3568, Middelburg, 1050, Sel: 072 368 1214,*

E-Pos: atvanjaarsveld@gmail.com

Noord Kaap: *Seppie Esterhuisen, Posbus 52, Upington, 8800 Sel: 082 559 1132,*

E-Pos: seppie.esterhuisen@gmail.com

Eastern Province: *Danie Strydom, 1 De La Fontein Street, Young Park, Gqeberha, 6001 Sel: 072 353 9778,*

E-Pos: strydomjdw@gmail.com

South Western Districts: *George Bell, Posbus 3, Zoar, 6656 Sel: 083 483 9969 E-pos bellgeorge@hotmail.com*

Wes-Transvaal: *Awie Esterhuizen, 2 Van Wyk Street, Freemanville, Klerksdorp, Sel: 084 682 0143,*

E-Pos: pyp.esterhuizen@gmail.com

KwaZulu-Natal: *Duane Schwarz, 33 McLean Street, Umkomaas, 4170, Sel: 084 207 1617,*

E-Pos: duanes@maverickcleaning.co.za

Editors page / Redakteur se blad

Indeks / Index

SASV informasie blad	2
Editors Page / Redakteur se blad	3
Voorwoord - Gerhard van Aswegen	3
Chris vd Walt se Visie as Vise-President	4
Dirk Scholtz se Visie as Vise-President	5
Wes-Kaap Jongduifskou - Jannie vd Heever	6
Fantail Klub nuus - Nico vd Westhuizen	8
Voorlopige Beoordelaarslys vir SA Kampioenskap skou 2023 te Bloemfontein - Christo Munnik	15
Die Laaitjie - Christo Munnik	19
Scoreboard and Rules	20

Birthdays / Verjaarsdae

B060 - Dawie de V Snyman	-	01-May
H027 - Riaan Strydom	-	02-May
V013 - Junior vd Walt	-	02-May
W057 - Attie van Aswegen	-	04-May
D016 - Marleen Esterhuizen	-	10-May
K051 - Gawie Rousseau	-	23-May
H006 - JAS van Niekerk	-	26-May
C013 - Flip Koekemoer	-	28-May
B047 - Johan Cronje	-	30-May

Nuwe Lede / New Members

Junior Partnership


Neo / Jaydene / Lorenzo H091

is so groot soos die Vrystaat. Pryse van duive wissel ook van R100 tot Miljoene. Die duurste duif in die wereld is vir omtrent 7 miljoen rand verkoop.

SA is een van die lande met die meeste eendagwedvlug hokke. Inskrywings by hierdie hokke wissel van R1500 tot R240000. Prys geld by die hokke vir die wenduiw kan tussen R50000 en 'n miljoen plus wees. Wat hierdie hokke gesog maak is dat enige persoon hetsy of jy wedvlugduiwe besit al dan nie, jy wel kan inskryfvat maar ons President Chris de Bruin en Noord-van-die-Vaal President Shaun Smeda.

Dan het ons die wedvlugte in SA deur SANPO lede. Persone neem in klub/streke/unies/federasies teen mekaar mee. Duiwe word op donderdae en vrydae by klubs regoor SA gemandjie vir wedvlugte wat wissel van 250km tot 1000km. Hiedie duive word dan per trok vervoer na wedvlugpunte wat vooraf bepaal word. 'n Loslating vind op 'n Saterdag plaas en dan word 'n uitslag bepaal teen die gemiddelde spoed wat 'n duif vlieg. Dus kan lede in verskillende dorpe teen mekaar meeding. Wedvluguitslae tussen jongduiwe, jaarouds en meerjarige duive word uitgegee.

Die voorbereiding/oefen van duive saam met 'n voedingsprogram en medikasie is van kardinale belang vir goeie resultate.....**MAAR DIE**



Voorwoord

Gerhard van Aswegen
Nasionale Sekretaris
SASV

Miskien ken almal my as die persoon wat die Working Homer klas in 2019 weer lewe gegee het.

Die Sierduif gogga het my gebyt omdat ek soos die engelse sou sê "boring" was, dit bedoelende dat die resiesduif wedvlugseisoen in SA begin teen einde Mei elkejaar. Verveer van die duive en die wag om hulle te begin oefen het gemaak dat ek na iets gesoek het om te doen .

Sierduiwe het dit aangevul. My eerste skou was 'n Jongduifskou op Welkom en dadelik doen my "Kaasboere" baie goed en wen die hele afdeling. Toe volg Brunners, Holle Croppers en American Showracers wat my brein geprikkel het. Ek wil graag hierdie artikel wy aan die Working Homer.

SA het ongeveer 3500 aktiewe wedvlugduif entoesiaste. Belgie en Holland het bv 30000 en die lande

KWALITEIT VAN DIE DUIF SPEEL ALTYD DIE GROOTSTE ROL.

Wedvlugduiwe se oriëntering bly na honderde jare steeds 'n raaisel wat geen reëls het nie. Daar moet ingedagte gehou word dat die meeste duiwe nog nooit op loslatingspunt was nie maar wel hul pad huistoe vind, Merkwaardig!!!!



Chris vd Walt genomineerde vir die pos van Nasionale Vise-President van die SASV se Visie

Ek het so 35 jaar terug met Sierduiwe begin. Ek is baie nou betrokke vanaf dag een met die skou en die bestuur en selfs met beoordeling van sierduiwe. Ek is dan ook beter bekend as Chris Brandweer en my hokke is bekend as Plakkerskamp Boerdery. Ek het in 2004 as 'n Nasionale Beoordelaar gekwalifiseer.

My hele gesin het in die duiwe wêreld beland en het volgens alle norme redelike diep spore getrap op Junior en Senior vlak.

Ek is sedert 2014 die Voorsitter van die Vrystaat Streek nadat ek in verskeie poste op die Vrystaat bestuur gedien het voor dit.

Ek het myself beskikbaar gestel vir verkiesing as Nasionale Vise-President aangesien ek van mening is dat ek wel kan waarde toevoeg tot die hele SASV as organisasie. Ek glo onwrikbaar in die bybel en is dan ook 'n belydende Christen. Ek respekteer enige iemand met 'n ander siens wyse. Ek is 'n mens wat nie glo dat mens die waarheid moet verberg nie en daarom mag ek dalk baie keer as te reguit oorkom. Ek dink dat ons die SASV nou versigtig sal moet bestuur in hierdie dae met

Net so 5sent rondom wedvlugduiwe, enigenavrae kan aan my gerig word by 082 921 1747

Wedvlugduifgroete
Gerhard van Aswegen

die sosio- ekenomiese uitdagings wat ons land se mense daagliks tref. Die topografiese veranderinge wat mense se verblyf en huisvesting aanbetref het dan ook sy eie uitdagings. Verstedeliking is slegs een van dit. Die koms van die elektroniese era onder ons mense het dan ook sy eie uitdagings. Ek dink egter dat indien ons slim te werk gaan ons reeds hierdie twee faktore kan gebruik om 'n langtermyn bemarkings strategie te bewerkstellig, wat weer mense kan nader lok. Ek dink dat daar nog steeds 'n behoefte om te behoort onder die mensdom bestaan.

Die SASV moet volgens my mening meer kers op steek by soortgelyke organisasies en ook dan kyk na gesamentlike bemarkings strukture wat ons 'n unieke maar bitter lekker tydverdrijf kan bemark. Ek wil dan ook sê dat ek hardwerk aan die gelyktydige aanbied van individuele skoue en geleenthede van die verskillende dissiplines in die selfde stad of dorp.

Ek is dan ook baie aktief in die honde wêreld en skou ook aktief honde. Verder is ek tans dan ook n raadslid op die raad van Bloemskou en ook die voorsitter van die "plaaswerf". Die plaaswerf is die uitstal area vir troetel diere en ander tydverdriewe tydens Bloemskou. Ek as voorsitter van Vrystaat streek is dan elke jaar verantwoordelik om 'n bemarkings uitstalling vir die tydperk van Bloemskou te hou. Tot 110 000 mense per skou kan so bereik word. Ek sien dan dat hierdie geleentheid verder aangegryp moet word en beter benut moet word.

Ek glo dat indien u my verkies as Nasionale Vise-President van die SASV dat ek die vermoë sal hê om al die bogenoemde te ontgin en vrugbaar

te kan dryf. Ek hoop om u hierdie jaar by n paar skoue te sien en dan kan ons lekker skouer skuur en gesels.

Dankie
Chris van der walt
Brandweer.
Plakkerskamp Boerdery.



Duiwe CV - Dirk Scholtz genomineerde vir die pos van Nasionale Vise-President van die SASV se Visie

Baie dankie aan die streke binne die SASV vir die vertroue in my gestel en wat my genomineer het vir die pos van Nasionale Vise-President van die SASV.

Op versoek van die Uitvoerende Komitee van die SASV voorsien ek hiermee my duiwe-CV.

Algemene inligting

Ek is gebore op 13 Augustus 1954.
Matrikuleer in 1971 aan Heidelberg Hoër Volksskool.
Doen militêre diensplig in 1972.
Begin studeer aan Tukkies in 1973 en behaal 'n B. Comm Rekeningkunde graad.
Voltooi my klerkskap aan 'n ouditeursfirma in 1978, maar verkies die sakewêreld bo die ouditprofessie.

Durf in 1979 die besigheidswêreld aan en hou my besig met onder andere damesmodes en – kantoor drag, koop 'n familieplaas en begin boer mettabak en groente. Kwalifiseer en praktiseer as eiendomsagent, open en bedryf 'n Spur-restaurant en begin in 1993 werk by 'n kunsmisbesigheid.

Ek bou hierdie besigheid op en Harmonie Kunsmis en Harmonie Organies is vandag my familiebesighede met my seun en skoonseun as gelyke vennote.

Ek is getroud met Philna van Zyl. Uit ons huwelik is

'n seun en 'n dogter gebore. Hulle is albei getroud en ons is die trotse grootouers van 4 kleinkinders. Ek is lief vir jag, visvang (veral in die diepsee), is 'n groot WP- en Stormers ondersteuner en stap om my fiks te hou.

Duiwestokperdjie

Ek het my eerste duiwe, Satinette en Blondinette, op 10 jarige ouderdom (1964) gekry by oorlede Cas de Waal en Andries van der Walt. Vir die res van my laerskoolloopbaan het ek ook onder andere Posduiwe (“feeders”), Waaiersterte en Jakobyne aangehou.

Ek is op hoërskool koshuis toe en in die proses is my duiwe en –hok tot niet gemaak. Ek het in 1995 weer by Sierduiwe betrokke geraak nadat Jan Labuschagne my vir die stokperdjie gewerf het en is sedertdien lid van die SASV.

Ek het al verskeie rasse in my hokke gehad, maar teel tans Barbs ('n stoet gebou uit duiwe wat ek bekom het van ds. Hennie Hattingh, At van Jaarsveld en Chrisie Roux) en Norwich Croppers - kleurduiwe ('n stoet wat gebou is uit duiwe bekom van Dries van der Walt, Hennie Visagie, At van Jaarsveld en Pieter Lourens).

Deur alles het ek darem agtkeer die top sewe op streekskoue en een keer op SA's behaal en in die proses my streekskleure as teler verwerf. Ek was deur die jare lid van onder andere die Strikduif- en Modena- en Sjinese Uilklubs en is tans lid van die Blaasduif- en Sponsduifklubs.

Administrasie

Omdat ek deur die jare by Oos Transvaal Streek en huidige Oostelike Streek omring was deur baie bekwame en gewillige duiwevriende, was dit nooit

nodig om by administrasie betrokke te raak nie. Ek is vir die eerste keer in 2010 verkies as Vice-President van die Oostelike Streek en dien tot vandag op die bestuur. Is tans die streek se Skousekretaris en Tesourier.

As Tesourier het ek deur die instelling van behoorlike finansiële bestuurstelsels en om te werk volgens begrotings daartoe bygedra dat Oostelike streek seker vandag finansiële een van die sterkste streke in die SASV is en sit met 'n span lede wat vir mekaar werk en mekaar ondersteun in alle streeksfunksies.

As skousekretaris het ek in 2012 my eerste streekskou en in 2013 my eerste SA Kampioenskapskou baie suksesvol geadministreer.

Op Nasionale vlak dien ek nou my negende jaar op die SASV UK, sewe jaar as Nasionale Sekretaris en twee jaar as waarnemende Nasionale Vice President. Ek het in die tydperk dan ook my Nasionale Erekleure vir Administrasie verwerf.

Doelstellings (sou ek verkies word)

Om die pligte van Nasionale Vice-President tot die beste van my vermoë uit te voer.

Om 'n positiewe bydrae as lid van die Uitvoerende Komitee te lewer.

My kant te bring in die uitbou en bemerking van die SASV en ons stokperdjie deur onder andere gesindhede van lede aan te spreek en te bevorder.

Dankie vir die geleentheid.



Wes-Kaap Jongduifskou

15 April 2023

Jannie vd Heever

Region	Exhibitors	Entries
Suid Westelike Distrikte	1	16
Wes Kaap	11	164
Total	12	180

Senior Breed Winners:

Brunner Pouter (7 entries)

Pieter Neethling – White YC 22/2021

Norwich Cropper (1 entry)

Lammie Oosthuizen – AOS Colour YC 22/830

Holle Cropper (3 entries)

Pieter Neethling – Blue check YH 22/5298

Voorburg Shield Cropper (11 entries)

Lammie Oosthuizen – AOS Colour YC 22/4944

Dragoon (7 entries)

John Germishuys – Red / Yellow check YC 22/1561

Modena (30 entries)

Lappies Labuschagne – Red check YC 22/142

Italian Owl (3 entries)



Plakkerskamp Boerdery

Stantonstraat 1, Fichardpark, Bloemfontein.

Selfoon: 082 378 6447

Epos: plakkers@wol.co.za

August 2022

Teler van: Brunner Pouters in Wit, Blou, Bruin & Swart

Teler van die Reserwe Kampioen duif tydens

2022 SA Kampioenskapskou

Teel ook: Norwich Kroppers in Rooi, Mealy & verwante kleure

Natalie Neethling – AS colour YC 22/1968

Chinese Owl (38 entries)

Jannie vd Heever – Blue bar 22/31

Birmingham Roller (2 entries)

John Germishuys – Red 22/1647

American Giant Homer (7 entries)

Pieter Neethling – AS colour bar YC 22/1701

American Show Racer (8 entries)

Graham Neethling – Blue bar YH 22/940

Lahore (4 entries)

Lammie Oosthuizen – Any Colour Bar YC 22/1592

Cauchois (6 entries)

Hendrik Matthee – Bronze-Tri Colour YH 22/1805

Medeneser (4 entries)

Graham Neethling – AS Colour Schietti YC 22/2009

Thuringian Spot (2 entries)

John Germishuys – AS Colour YC 22/4762

Nuremburg Lark (1 entry)

John Germishuys – AS Colour YH 22/4770

Junior Breed Winners

Mookee (3 entries)

Lihan Geldenhuys – AS Colour YH 22/424

Old German Owl (11 entries)

Lihan Geldenhuys – AS Colour YH 22/2734

Working Homer (10 entries)

Lihan Geldenhuys – AS Colour YC 22/967

Arabian Trumpetter (4 entries)

Lihan Geldenhuys – AS Colour YH 22/630

Top 7 Winners Seniors

Champion Bird

1st Reserve Champion

2nd Reserve Champion

3rd Reserve Champion

4th Reserve Champion

5th Reserve Champion

6th Reserve Champion

Chinese Owl

Modena

American Show Racer

Italian Owl

Brunner Pouter

Cauchois

Modeneser

Jannie vd Heever

Lappies Labuschagnè

Graham Neethling

Natalie Neethling

Pieter Neethling

Hennie Matthee

Graham Neethling

Top 2 Winners Juniors

Champion Bird

Reserve Champion

Old German Owl

Mookee

Lihan Geldenhuys

Lihan Geldenhuys

Christo Munnik
Nasionale Beoordelaarsbeampte



*Teel met Roller duiwe vanaf 1963
en met Birmingham Rollers vanaf 1980*

*Teel nou ook weer met Barbs
e-mail: cora.christo@gmail.com*

Sel: 076 391 5800

Oktober 2022



**Die kwistige man eet die vrugte van sy lewe groen op.
Die inhalige laat hulle sit tot hulle vrot.**

**Die hemel sal die eindelose deel wees van elke mens
wat die hemel in sy hart het.**

Fantail Club

of South Africa



Pulling Tails By Brian Pogue

***Photo taken during
Brains' visit to SA
in 1985***

The tail of a fantail is so very important; not only does it account for 20 points, it affects the comfort of the bird and consequently how well it will show. For the vast majority of birds, their adult tail is significantly better than baby plumage as feathers are wider and stronger. A bird going through a natural moult may be the preferred method but for us fanciers in the north, the practical reality is that we need to pull tails if in fact we are to show birds at their best and be competitive.

There are always lots of questions on this topic such as when do you pull tails and how do you pull them. With perfect warm weather I can have a tail in show shape 6 weeks after pulling but I recommend planning for 10 weeks as this gives some time to work with the tail and allows for less than perfect

weather conditions, typical of our fall. Weather has a big impact on when to pull the tails. Depending on the year, we will have cooler weather as early as October which slows the growth of the new feathers. Ideally I would pull tails when there are only 2 or 3 primaries left to moult, however I have certainly pulled tails before that if necessary. However it would be rare for me to pull tails when there are more than 5 primaries to moult. Our first show is at the end of November, so I figure that tails need to be pulled by mid September in order to be ready for that show and I rarely pull tails after this date.

There are different methods and I have used them all.

1. Pull the whole tail at once – in most cases the feathers will be released by the bird and come out easier with each one. This is my preferred method.
2. Pull the centre first and the remainder of the tail a couple of weeks later as this gives the centre a head start – on certain birds this can work on some it is worse.
3. Pull the tail over a 3 week period, removing 1/3 of the feathers in random order at any one time. The consideration here is that it is less stress on the bird. I have tried this and do not like it as the tail is difficult to manage and I think it may be more stress on the bird.

George Nell



*Teel met Syrian Dewlaps
en gaan poog om met hulle te vlieg
en ook met Birmingham Rollers
e-mail: georgenell42@gmail.com
Sel: 083 536 6917*



Oktober 2022

Here are a few tips to help the process



a) Cut off the tips of the tail feathers as babies so that when you do pull tails there is no doubt if it is an old or new feather.

b) Place some tape on the front cushion so that the head does not kill off those so important feathers in the centre of the tail.

c) Be sure that the ration being fed at moulting time is high in protein (feathers are made of protein) and that the birds are getting all of the required vitamins.

d) Handle the birds frequently observing how the feathers are coming in – tape where necessary and remove any feathers that have been damaged by the head or wings etc

e) Twisting the short stubs is much easier than pulling

Moulting Time By Brian Pogue

It is now August and feathers are starting to gather in the corners. This is the time to start some special attention to the birds so that they will moult out in show shape.

Health

Feathers are made of protein, so it is important to provide lots of protein in the feed; roasted soybeans are one excellent source. Supplements on the feed or in the water are also a good idea. As the birds go through the stress of moulting, additional vitamins, electrolytes and probiotics will aid the process.

This is a time that I treat for both worms and lice. I like to handle each bird and treat them individually either with a pill or with ivomec. This gives me an opportunity to inspect and feel each bird. If you use ivomec, be sure to know the concentration to be certain to have enough but not too much as an overdose will kill the birds.

It is also a time to consider vaccinating for PMV as young birds should be vaccinated and boosted before going to their first show.

Don't Forget the Feet

When I am handling the birds, I check their feet, taking off any manure and trimming their toenails. If the toenails were trimmed when they were weaned, you will just need to knock off the tips, if not then they will be a longer toenail with more to cut off. I also check the nostrils and clean out any dust.

Start the Tails

While handling the birds, I will check their prima-

Harry Munnik

*Teel met Birmingham Rollers
Brunner Pouters
Norwich Croppers
Indian Fantails
Holle Croppers
Mookees*

Self: 072 600 6919 - e-mail: munnikharry5@gmail.com

Oktober 2022



ries. For those with 4 or fewer flights left to moult, I will consider pulling the tail, depending on how much the bird is moulting in the body and head. For the others, I will trim off an inch of the tail so it is easy to tell if an old or new feather. For some birds, I will trim them similar to a breeder at the beginning of the breeding season.

Husbandry

Provide the birds with a bath frequently, at least once a week. Ivomec added to the bath water will help control lice and mites. Keep an eye on the birds for health – eating and drinking.

Do what you can to keep the density of birds in a pen as low as possible so as to not add to the stress of moulting. These small things take some time but will increase your odds of having a competitive show team.

Spending time with your fantails by Brian Pogue

The Fantail is a complicated bird; some would even suggest artificial. Certainly that is true when compared to homers which are bred for strength, toughness and instinct. Consequently there is a correlation between the amount of time spent with the birds and the success of a stud – for a number of different reasons. I am a hands on kind when it comes to the loft. I enjoy my time out there and the time pays off.

For the most part I breed my birds loose in a pen with each pair having their individual nesting compartment which varies from pen to pen but is generally 30 inches wide, 2 feet deep and 2 feet high. Within each compartment will be a nest bowl or box in a corner and plenty of room for a second one in the other corner. I have made up nest boxes which vary from 8 to 9 inches a side or else bowls which are actually dishes for dogs but work pretty well for me. Individual pairs seem to have their preferences.

In the loft I have a clipboard hanging on the wall as well as a calendar. I record when the first egg is laid, check for fertility about day 5 and then mark on the calendar when eggs should hatch. I start checking at day 18 for babies, checking eggs for pipping signs or listening for chicks pounding inside. Once there is some breakage on the egg, I will consider opening it up if 24 hours later it is not yet hatched, depending on how hard the chick inside is working at getting through. If there is a small round hole, I will usually only leave it for 12 hours for fear that it dries out. I remove any shells from the nest to ensure that the other egg does not get capped on top of the egg preventing the chick from getting out.

Once the babies are hatched, I will monitor them for milk level and if not fed within 12 hours move them to another pair as that first feeding is critical.



**South African Rare Breeds Club
Suid-Afrikaanse Skaarsras Klub
Established *** 1988 *** Gestig**

**We endeavour to enhance the following rare breeds
Ons bevorder die volgende skaarsrasse**



Arabian Trumpetter, Carneau, Cauchois, Crested Soultz, Damascene, Danish Saubian, Danzig High Flyer, Domestic Flying Flight, Domestic Show Flight, Dutch Capuchine, Dutch Highflyer, Fairy Swallow, Full Head Swallow, Maltese, Indian Fantail, Jacobin, Memeler Highflyer, Muffed Ice Pigeon, Cleanlegged Ice Pigeon, Nuremburg Lark, Ptarmigan, Silician Swallow, Gimpel, Starling, Stargard Shaker, Steinheimer Bagdad & Strasser

**For more information - Contact - Vir meer Inligting kontak
President: Hennie Hattingh Tel: 034 995 1020 Sel: 082 923 3910
Sekretaris: Marleen Esterhuizen Sel: 084 889 3538**

April 2022

It seems that once babies get that good start they and their parents are ok.

I check babies virtually every day. I feed my birds at least twice a day as I think parents feed better that way. So then I am checking those babies every day and any "problem" ones twice a day. At the time of banding, the band is placed on the right leg with the numbers upside down so that it is easy to read when I have the bird in my hand at a show or wherever. When the babies are well feathered and mobile, I will place them on the floor so they are not interfering with the next nest and when on the floor they will start to pick at feed. I wean my babies at a young age. Once I see them eating from the feeder, they will be moved to a young bird pen when their tail is only 1 to 2 inches long. Ideally the move is to a weaning pen with babies that are all less than 8 weeks old. When in that pen I will watch to make sure they are eating, and perhaps dunk their head in water to make sure they find it. When their eyes are closed frequently, it is a good sign that they need water. I handle the babies often and monitor body weight, although they will lose some baby fat. Shortly after weaning, I will check for lice and treat accordingly and trim the tips off their toenails.

It is rare for my birds to be showing when they are weaned. For me this is a good thing as supporting a meaty wide body on immature legs causes a lot of stress and sometimes results in buckling as those birds get older. I do have some birds which use their tail as an umbrella. For birds which constantly hide under their tails, I will trim their tail similar but often more severe than a breeder. Since there is no tail, this usually results in the bird rolling up rather than getting in the habit of hiding under the tail. I watch for birds wanting to put their heads through the centre of the tail which is quickly remedied by lacing the tail and placing a piece of tape in the centre. For birds which catch their tail with one wing, I will apply tape on that side of the tail. I place the tape on the front of the tail so that the wing will slide off. If a bird requires more help I will

place a light washer on the tail or, if more weight is necessary, a dime. Once it is corrected, I may just trim the tail on each side.

So, spending that extra time with babies will result in more birds for the show team in the fall. Good luck managing your babies!

What Is The Ideal Fantail? by Domenic Zarlenga

Our standard clearly states BODY-SHAPE- small and round like a ball when viewed from any angle. What this means, is that our fantails have to be round from the side, the front and the top. So how round do we really want them? Do we want only partially round, or do we want a full round ball, with everything attached to this ball, i.e. tail, legs and head. Currently all fantails have their head as part of this circle, along with a good portion of their tail. Take a photo of your better birds, and then super impose a circle over them. Then you will start to understand what round is! Sometimes you can move that circle as many times as you want, and you will never fill it with just body only. That is why people have difficulty with this concept of round. We are so use to seeing partial spheres with extremities attached and encompasses with the ball. We have difficulty truly understanding how ROUND is ROUND.

Over the next few pages and photographs, I will try to explain and show what I think round is and to see where we are going with our IDEAL FANTAILL drawings. I first must give credit to Mr. Bill O'Dell and Mr. John Arena for the amount of work that they have put into their respective drawings. Both drawings have had some merit at some point in the infancy of our fantails progression towards the ideal.

This project started back in January at our winter show last in Barrie. Brian Pogue and myself were sitting and watching some birds and he asked me about a Blue Check Pied Young Hen that was being judged. He said that she was the roundest fan-

tail that he had ever seen. I agreed with him on that point, but we still were not sure how round she truly was. At the Central a week later I was discussing this with Dani Falcone, and he suggested that we can check it with some computer programs that he has at home. We started photographing our birds and took some old photos of past Grand Champions and started super-imposing circles on them with the use of a computer. To our amazement, POGUE WAS RIGHT! Then we decided to compare this bird to the O'dell standard drawing. The O'Dell drawings, have over the years displayed the 2:1 ratio of tail to body.

What we are saying is that if a fantail is 6" tall at the top of the chest, the tail is 12" tall at the centre. This amounts to 6" of top tail, which is truly outstanding. For the body, this drawing lacks for roundness. The bird is more upright than round as is evidenced by the circle that has been placed on it. If you compare it to the Blue Check Pied, you can see where it lacks in body. This lack of body is caused by a head setting that is actually too deep. The deeper the head setting, the more body you have to have to off-set the upright position the bird takes, because of all the pressure put down in this area of the head setting. In turn, the legs have to come out much further than the position that they are in. As you can, the Blue Check Pied has exceeded this ideal in everything but tail.

The Arena drawing is also very interesting. At first glance, this is a fantastic fantail that anyone would love to have. I must commend Mr. Arena and his associates for all the work they have done to get to

this point. It is much easier to take something that is good and make it better. That is why I am a "SIXER" according to some, but this "SIXER" is more than a refiner! The Arena Yellow was painstakingly enlarged to approach life size and measurements were taken and compared to real meat and feathers in the living form. It was taken to 6" also and compared to the Blue Check Pied. The two birds were sized to be the same, so that comparisons could be completely accurate. The bodies of both birds have a diameter of 4.83" with an overall height of 6" from the floor to the top of the chest.

Both birds show the head in the circle. The line in the circle going from top to bottom is in the geometric centre. The legs on the Yellow are placed slightly in front of the centre of the body, but at a pronounced angle from the body. The Blue Check Pied has its legs right at the centre of the circle. The distance from the bottom of the foot to the bottom of the circle is 1.17". The Yellow has no pants compared to the Blue Check Pied and possibly a tighter feather quality. The measurement of 1.05" refers to the spot from where the head contacts the cushion, the wings come to meet the rump and the tail comes to the body. This area forms a triangle so that everything fits nicely together. Both birds meet at this same junction. The area marked off as (A) shows more meat in front of the circle. Area (B) shows the flatness of the circle. If you could take some of (A) and put it into the area marked (B), it would be completely round. This is only a marginal difference. Area (C) is the space between the legs and the flights. This is the feather fluff or more meat that this bird has. I would be more in-

Cora Munnik Nasionale Redakteur



*Teel met Portugueses Tumblers
en Domestic Showflights
e-mail: coramunnik@gmail.com
Sel: 076 313 2873*



Oktober 2022

clined to say it is fluff from the feathers. Area (D) is the biggest fault on the Yellow. The top of the tail has to be as close to the body as possible. If you look at all the fantails that have large high set tails that display the most top tail, their tails are almost perpendicular to the ground. The top of the tail should come straight down through the wings. The Black has a high set tail, with 3.3 inches of top tail. Notice that the top of the tail (dark line) comes through the wings. The Blue Check Pied (dark line) with less top tail, it almost comes through the tips of the wings. The .Arena Yellow, the top of the tail exceeds the wings by almost 2". Why is this wrong? The tail on this Yellow will buckle under its own weight because it does not have a centre of gravity to support it. How can I make tills claim? I have worked with raw glass. With raw glass, two people can carry a piece of glass approximately 6' x 12' anywhere they want, as long as it stays at a 90 degree angle or perpendicular to the ground. You deviate the angle forward or backward from this point, and the whole piece will break under its own weight. Carrying the tail completely perpendicular to the ground will centre the weight and reduce the stress in the middle of the tail .. Area (E) refers to the wing tips that come out beyond the shoeing feathers, this causes the bird either to tip forward because it does not have legs strong enough to get all the way back or break its flights to set-up and show! The wing tips should be part of the circumference of the tail, when viewing the bird from the rear. The yellow exceeds the Blue Check Pied on the amount of meat in front of the wings, but that is only because the wing shield has been made smaller by 0.42" by moving the wing position fur-

ther back. The 0.42" of difference has been moved to the wing tips that sit beyond the tail. The whole purpose of this exercise is to show that we have fantails that are VERY CLOSE to the ARENA YELLOW IDEAL, and that we should be looking towards creating the next generation of this drawing! The ideal fantail should have a ball for a a body! The head if at all should just barely come into the circle. Preferably it should just rest on the perimeter of the ball. With the tail attached at the back with very little of it again inside the circle. Our standard drawing should be a concept that is virtually unachievable in our lifetime. That is what the modified drawing is. This is a concept of what a round body is in a fantail. This drawing was created from the Arena Yellow by Dani Falcone and myself. This bird has a fuller rounder body. The tail is held perpendicular to the ground to reduce the weight and help centre the weight load of it. Wing tips end at the tail, with a deep and comfortable head setting. The placement of the ball of the foot is in the geometric centre of the round body. By doing this the weight is supported on the legs and the wing tips that hit the floor. The tail on this bird has been increased to form a 2:1 tail to body ratio, just like in the O'Dell drawing. To breed this fantail would be a truly EXCEPTIONAL FEAT! By the way, this Black was shown twice. It was picked Reserve Champion of the Show and she was 1st Young Black Hen, she is a credit to her breeder! The Blue Check Pied Young Hen was shown three times, it was 1st in its class only once and she was I'TEVER picked BEST PIED. She was paraded out in front of many breeders in North America, but only a handful recognized her true worth!

Suid-Afrikaanse Homer Klub




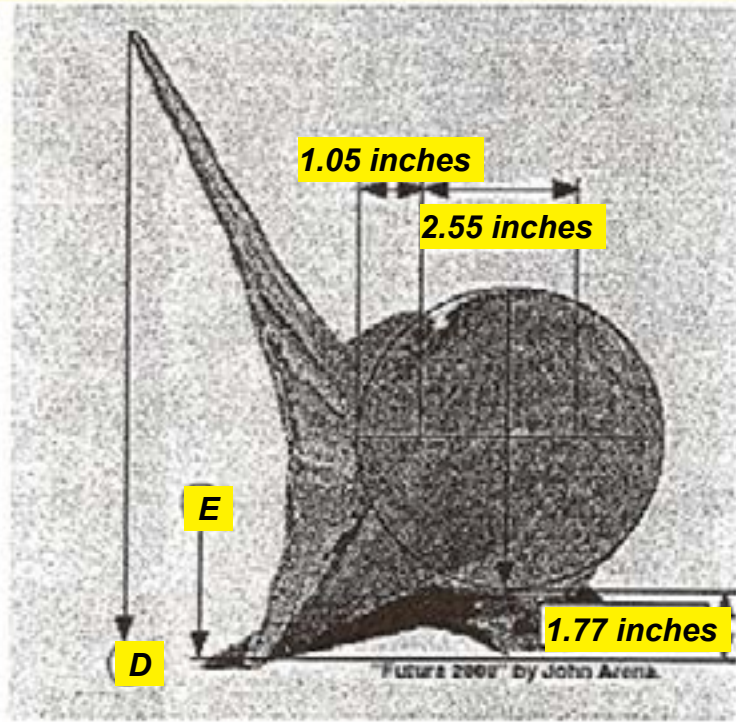
President: Christo Munnik
e-mail: cora.christo@gmail.com
Sel: 076 391 5800

Sekretaris: Attie van Aswegen
e-mail: attievanaswegen@gmail.com
Sel: 082 411 8483


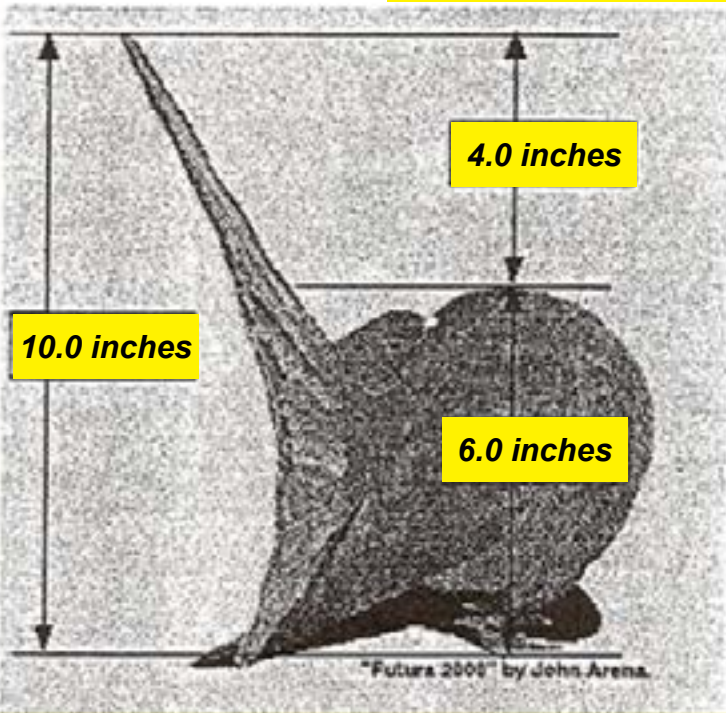
April 2022



Body Depth Comparison



Top tail comparison as to body size



Birmingham Roller Vertoners Klub



President: Christo Munnik
e-mail: cora.christo@gmail.com
Sel: 076 391 5800

Sekretaris: Attie van Aswegen
e-mail: attievanaswegen@gmail.com
Sel: 082 411 8483
April 2022



Voorlopige Beoordelaars vir die 2023 SA Kampioenskapskou

No.	Ras	Beoordelaar	Alternatief
1	Brunner Pouter	Gerhard van Aswegen	Graham Neethling
2	Norwich Cropper	Chris de Bruin	Rob Lombaard
3	Dutch Cropper	Nollie Oosthuizen	Ds Renier Lee
4	English Giant Pouter	Ds Renier Lee	Rob Lombaard
5	Pomeranian Pouter	Ds Renier Lee	Pieter Neethling
6	Holle Cropper	Ds Renier Lee	Rob Lombaard
7	Pigmy Pouter	Rob Lombaard	Ds Renier Lee
8	Reversewing Cropper	None	None
9	Ghent Cropper	Ds Renier Lee	Pieter Neethling
10	Czech Ice Cropper	None	None
11	Voorburg Shield Cropper	Jan Labuschagnè	Ds Renier Lee
12	Gorguero Pouter	Ds Renier Lee	Chris vd Walt
13	Elster Cropper	None	None
14	Hanna Pouter	None	None
15	Bavarian Pouter	None	None
16	Saxon Cropper	None	None
17	Marchenero Pouter	Ds Renier Lee	Chris vd Walt
18	Lille Pouter	None	None
19	Canaria Cropper	Ds Renier Lee	Chris vd Walt
20	Thuringian Cropper	None	None
21	Valenciana Pouter	None	None
22	AOV Cropper or Pouter	Ds Renier Lee	Chris vd Walt
23	King	Pieter Neethling	Jan Labuschagnè
24	Gros Mondain	Jan Labuschagnè	Pieter Neethling
25	Runt	Junior vd Walt	Christo Nel
26	American Giant Runt	Christo Nel	Pieter Neethling
27	Mookee	Chris de Bruin	Nardus Marais
28	Carrier	Hennie Hattingh	Bertie Wessels
29	Dragoon	Chris vd Walt	Chris de Bruin
30	Barb	Hennie Hattingh	Harry Munnik
31	Indianer	Hennie Hattingh	Harry Munnik
32	African Toy	Hendri Botha	Christo Nel
33	Bokhara Trumpeter	None	None
34	English Trumpeter	Gert Venter	Christo Nel



Nando Oosthuizen
 Breeder of True Performing
Birmingham Rollers
 Contact Details:
 9 Moorhen road, Herlikonpark Randfontein
 Cell: 079 585 7631



Januarie 2022

35	<i>Bernburg Trumpeter</i>	<i>None</i>	<i>None</i>
36	<i>German D/C Trumpeter</i>	<i>Christo Nel</i>	<i>Pieter Neethling</i>
37	<i>Dresden Trumpeter</i>	<i>None</i>	<i>None</i>
38	<i>Franconian Trumpeter</i>	<i>None</i>	<i>None</i>
39	<i>German B/C Trumpeter</i>	<i>None</i>	<i>None</i>
40	<i>Harzburg Trumpeter</i>	<i>None</i>	<i>None</i>
41	<i>AO Variety Trumpeter</i>	<i>None</i>	<i>None</i>
42	<i>Fantail</i>	<i>Ds Renier Lee</i>	<i>Dr Koot Serfontein</i>
43	<i>Modena - Gazzi Gemerk</i>	<i>George Bell</i>	<i>Heinrich Moldenhauer</i>
	<i>- Schietti Gem</i>	<i>George Bell</i>	<i>Heinrich Moldenhauer</i>
44	<i>Ancient Tumbler</i>	<i>None</i>	<i>None</i>
45	<i>O/S S/B Muffed Tumbler</i>	<i>Chris vd Walt</i>	<i>Ds Renier Lee</i>
46	<i>Nun</i>	<i>Dr Koot Serfontein</i>	<i>Bertie Wessels</i>
47	<i>SA Botternek Tumbler</i>	<i>Awie Esterhuizen</i>	<i>Nollie Oosthuizen</i>
48	<i>Eng L/F Tumbler - C/L</i>	<i>Chris de Bruin</i>	<i>Raymond Hohls</i>
	<i>- Muffed</i>	<i>Bertie Wessels</i>	<i>Raymond Hohls</i>
49	<i>Eng S Faced Tumbler</i>	<i>Pieter Neethling</i>	<i>Bertie Wessels</i>
50	<i>Helmet - M/F (Crested)</i>	<i>Christo Nel</i>	<i>Pieter Neethling</i>
	<i>- M/F (P/headed)</i>	<i>None</i>	<i>None</i>
	<i>- S/F (Crested)</i>	<i>None</i>	<i>None</i>
	<i>- S/F (P/headed)</i>	<i>None</i>	<i>None</i>
51	<i>Vienna S/F Tumbler</i>	<i>Christo Nel</i>	<i>Attie van Aswegen</i>
52	<i>Vienna Ganzel Tumbler</i>	<i>None</i>	<i>None</i>
53	<i>Vienna L/F Tumbler - C/L</i>	<i>Christo Nel</i>	<i>Bertie Wessels</i>
	<i>- Muffed</i>	<i>Bertie Wessels</i>	<i>Chris vd Walt</i>
54	<i>Komorner Tumbler</i>	<i>Christo Nel</i>	<i>Dr Koot Serfontein</i>
55	<i>Felegyhazer Tumbler</i>	<i>Chris vd Walt</i>	<i>Dr Koot Serfontein</i>
56	<i>Hamburg Schimmel</i>	<i>Chris vd Walt</i>	<i>Dr Koot Serfontein</i>
57	<i>Hamburg Tumbler</i>	<i>None</i>	<i>None</i>
58	<i>Taganroger Tumbler</i>	<i>None</i>	<i>None</i>
59	<i>Berlin S/F Tumbler</i>	<i>None</i>	<i>None</i>
60	<i>Berlin L/F Tumbler</i>	<i>Chris vd Walt</i>	<i>Dr Koot Serfontein</i>
61	<i>Brunswick Beard Tumb</i>	<i>None</i>	<i>None</i>
62	<i>Exhibition Flying Tippler</i>	<i>None</i>	<i>None</i>
63	<i>Danish Tumbler</i>	<i>Pieter Neethling</i>	<i>Dr Koot Serfontein</i>
64	<i>Flying Tippler</i>	<i>None</i>	<i>None</i>
65	<i>Krasnodarer Tumbler</i>	<i>Pieter Neethling</i>	<i>Christo Munnik</i>
66	<i>Polish Helmet</i>	<i>Chris vd Walt</i>	<i>Christo Munnik</i>
67	<i>Kazaner Tumbler</i>	<i>None</i>	<i>None</i>
68	<i>Budapester S/F Tumbler</i>	<i>Chris vd Walt</i>	<i>Dr Koot Serfontein</i>
69	<i>Old Dutch Tumbler</i>	<i>Chris de Bruin</i>	<i>Dr Koot Serfontein</i>
70	<i>Oriental Roller</i>	<i>Gerhard van Aswegen</i>	<i>Dr Koot Serfontein</i>
71	<i>Donek</i>	<i>None</i>	<i>None</i>
72	<i>Portuguese Tumbler</i>	<i>Bertie Wessels</i>	<i>Gerhard van Aswegen</i>

73	<i>Rom N-Neck Tumbler</i>	<i>Chris de Bruin</i>	<i>Christo Munnik</i>
74	<i>Rostower Tumbler</i>	<i>Chris de Bruin</i>	<i>Christo Munnik</i>
75	<i>Stralsunder High Flyer</i>	<i>None</i>	<i>None</i>
76	<i>West of England Tumbler</i>	<i>Chris vd Walt</i>	<i>Christo Munnik</i>
77	<i>Konigsberg Reinaugen</i>	<i>None</i>	<i>None</i>
78	<i>Bellneck Roller</i>	<i>None</i>	<i>None</i>
79	<i>Limirick Tumbler</i>	<i>Pieter Neethling</i>	<i>Christo Munnik</i>
80	<i>Turbit (British)</i>	<i>None</i>	<i>None</i>
81	<i>Anwerp Smerle</i>	<i>None</i>	<i>None</i>
82	<i>Old German Owl</i>	<i>Awie Esterhuizen</i>	<i>Bertie Wessels</i>
83	<i>African Owl</i>	<i>Shaun Smeda</i>	<i>Bertie Wessels</i>
84	<i>Old Dutch Owl (Turbit)</i>	<i>None</i>	<i>None</i>
85	<i>Oriental Frills -Satinette</i>	<i>Bertie Wessels</i>	<i>Chris de Bruin</i>
	<i>-Blondinette</i>	<i>Bertie Wessels</i>	<i>Chris de Bruin</i>
86	<i>German Shield Owl</i>	<i>None</i>	<i>None</i>
87	<i>Italian Owl</i>	<i>Bertie Wessels</i>	<i>Chris de Bruin</i>
88	<i>Chinese Owl</i>	<i>Pieter Neethling</i>	<i>Christo Nel</i>
89	<i>Birmingham Roller</i>	<i>Harry Munnik</i>	<i>Karel-Jan Smeda</i>
90	<i>SA Distance Roller</i>	<i>At van Jaarsveld</i>	<i>Chris vd Walt</i>
91	<i>German Beauty Homer</i>	<i>Gerhard van Aswegen</i>	<i>Ds Renier Lee</i>
92	<i>Showracer</i>	<i>None</i>	<i>None</i>
93	<i>English Show Homer</i>	<i>None</i>	<i>None</i>
94	<i>Working Homer</i>	<i>Attie van Aswegen</i>	<i>Ds Renier Lee</i>
95	<i>Magnum</i>	<i>Ds Renier Lee</i>	<i>Chris vd Walt</i>
96	<i>American Giant Homer</i>	<i>Ds Renier Lee</i>	<i>Chris vd Walt</i>
97	<i>Exhibition Homer</i>	<i>None</i>	<i>None</i>
98	<i>Genuine Homer</i>	<i>None</i>	<i>None</i>
99	<i>Antwerp</i>	<i>None</i>	<i>None</i>
100	<i>Syrian Dewlap</i>	<i>Ds Renier Lee</i>	<i>Chris vd Walt</i>
101	<i>Parlour Tumbler</i>	<i>Bertie Wessels</i>	<i>Junior vd Walt</i>
102	<i>American Show Racer</i>	<i>Jannie vd Heever</i>	<i>Chris vd Walt</i>
103	<i>Polish Lynx</i>	<i>Gert Venter</i>	<i>Dr Koot Serfontein</i>
104	<i>Bernhardiner C/L Magpie</i>	<i>None</i>	<i>None</i>
105	<i>Lahore</i>	<i>Christo Nel</i>	<i>Dr Koot Serfontein</i>
106	<i>Magpie</i>	<i>Christo Nel</i>	<i>Dr Koot Serfontein</i>
107	<i>Thuringer Gold Beetle</i>	<i>Chris vd Walt</i>	<i>Dr Koot Serfontein</i>
108	<i>Gimpel</i>	<i>Bertie Wessels</i>	<i>Dr Koot Serfontein</i>
109	<i>Arabian Trumpeter</i>	<i>At van Jaarsveld</i>	<i>Harry Munnik</i>
110	<i>Thai Laugher</i>	<i>Chris vd Walt</i>	<i>Dr Koot Serfontein</i>
111	<i>Strasser</i>	<i>Harry Munnik</i>	<i>Christo Nel</i>
112	<i>Cauchois</i>	<i>Bertie Wessels</i>	<i>Dr Koot Serfontein</i>
113	<i>Ice Pigeon - Muffed</i>	<i>Bertie Wessels</i>	<i>Rob Lombaard</i>
	<i>- Clean Legged</i>	<i>Bertie Wessels</i>	<i>Chris vd Walt</i>
114	<i>Scandaroon</i>	<i>Christo Munnik</i>	<i>Chris vd Walt</i>

115	<i>Old Dutch Capuchine</i>	<i>Bertie Wessels</i>	<i>Christo Munnik</i>
116	<i>Damascene</i>	<i>Awie Esterhuizen</i>	<i>Junior vd Walt</i>
117	<i>Swallow - Fairy</i>	<i>At van Jaarsveld</i>	<i>Junior vd Walt</i>
	<i>- Silician</i>	<i>At van Jaarsveld</i>	<i>Junior vd Walt</i>
118	<i>Swallow - Thuringian</i>	<i>None</i>	<i>None</i>
119	<i>Swallow - Nuremburg</i>	<i>None</i>	<i>None</i>
120	<i>Swallow - Saxon</i>	<i>None</i>	<i>None</i>
121	<i>Modeneser</i>	<i>Christo Nel</i>	<i>Chris de Bruin</i>
122	<i>Nuremburg Lark</i>	<i>Chris vd Walt</i>	<i>Ds Renier Lee</i>
123	<i>Danzig High Flyer</i>	<i>Chris vd Walt</i>	<i>Ds Renier Lee</i>
124	<i>Dutch High Flyer</i>	<i>Bertie Wessels</i>	<i>Ds Renier Lee</i>
125	<i>Memeler High Flyer</i>	<i>None</i>	<i>None</i>
126	<i>Coburg Lark</i>	<i>Chris vd Walt</i>	<i>Ds Renier Lee</i>
127	<i>Lucern Gold Collar</i>	<i>None</i>	<i>None</i>
128	<i>Starling</i>	<i>Pieter Neethling</i>	<i>Christo Munnik</i>
129	<i>Danish Suabian</i>	<i>Chris vd Walt</i>	<i>Christo Munnik</i>
130	<i>Hyacinth Pigeon</i>	<i>None</i>	<i>None</i>
131	<i>South German Shield</i>	<i>None</i>	<i>None</i>
132	<i>Berne Lark</i>	<i>None</i>	<i>None</i>
133	<i>Crested Soultz</i>	<i>Chris de Bruin</i>	<i>Chris vd Walt</i>
134	<i>Stargard Shaker</i>	<i>Gerhard van Aswegen</i>	<i>Junior vd Walt</i>
135	<i>Swiss Mondain</i>	<i>Ds Hennie Hattingh</i>	<i>Pieter Neethling</i>
136	<i>Jacobin</i>	<i>George Bell</i>	<i>Christo Nel</i>
137	<i>Frillback</i>	<i>Marleen Esterhuizen</i>	<i>Pieter Neethling</i>
138	<i>Domestic Flying Flight</i>	<i>None</i>	<i>None</i>
139	<i>Domestic Show Flight</i>	<i>Bertie Wessels</i>	<i>Pieter Neethling</i>
140	<i>Hung Giant House Pig</i>	<i>None</i>	<i>None</i>
141	<i>Indian Fantail</i>	<i>Harry Munnik</i>	<i>Rob Lombaard</i>
142	<i>Maltese</i>	<i>Gerhard van Aswegen</i>	<i>Pieter Neethling</i>
143	<i>Florentine</i>	<i>None</i>	<i>None</i>
144	<i>Carneau</i>	<i>None</i>	<i>None</i>
145	<i>French Bagdad</i>	<i>None</i>	<i>None</i>
146	<i>Lebanon</i>	<i>None</i>	<i>None</i>
147	<i>Egyptian Swift</i>	<i>Dr Koot Serfontein</i>	<i>Pieter Neethling</i>
148	<i>Syrian Swift</i>	<i>Dr Koot Serfontein</i>	<i>Pieter Neethling</i>
149	<i>Schmalkaldener Moorh</i>	<i>Dr Koot Serfontein</i>	<i>Pieter Neethling</i>
150	<i>Konigsberg Moorhead</i>	<i>None</i>	<i>None</i>
151	<i>Saxon Spot</i>	<i>None</i>	<i>None</i>
152	<i>Thuringian White Tail</i>	<i>None</i>	<i>None</i>
153	<i>Thuringian Shield</i>	<i>None</i>	<i>None</i>
154	<i>Thuringian Spot</i>	<i>Chris vd Walt</i>	<i>Dr Koot Serfontein</i>
155	<i>Spaniard</i>	<i>None</i>	<i>None</i>
156	<i>Saxon Monk</i>	<i>Chris vd Walt</i>	<i>Dr Koot Serfontein</i>
157	<i>AOF Pigeon not Ment</i>	<i>Chris vd Walt</i>	<i>Dr Koot Serfontein</i>

Die Laaitjie

Ek glo daar is so 'n laai in elke vrou se kombuis. Netjies opgevou is 'n paar stukkie geskenkpapier of geskenksakkies vir daardie onverwagse geskenkie wat inderhaas toegedraai moet word. Daar is 'n paar hakspelde ingeval iemand seerkry en die verband vasgeheg moet word. Daar is 'n rekkie of twee, en 'n paar verdwaalde strooitjies. Daar is 'n verlore spyskaart van wegneem-etes maar die datum is so verouderd dat dit geen waarde meer het nie. Daar is stukkie tou of twee... mens weet nooit wanneer iets opgebind moet word nie. En as jy die laai uitpak kry jy goed wat jy gebere het net "ingeval" jy dit nodig het.

Terwyl ek hierdie laai so staan en skoonmaak toe praat die Gees van die Here met my en vra my of ek al ooit hierdie "ingeval" goed nodig gekry het. En ek beseft dat dit eintlik net 'n opgaardplek vir klein stukkie gemors is.

En toe kom die vraag by my op of daar in in my geestelike lewe nie ook miskien so 'n gemors laaitjie is waarin ek allerhande goed bere net "ingeval" ek dit nodig kry nie. Jy bere 'n seerkry herinnering net "ingeval" daardie persoon jou weer in jou lewe seermaak, dan pluk jy die laai oop en vryf hierdie onder hulle neuse, en verklaar sien jy, jy het dit voorheen ook aan my gedoen.

Jy bere daardie harde woorde wat iemand jou toegesnou het, net "ingeval" jy dit dalk eendag nodig kry, maar vandag wil ek jou vra soos die Gees van die Here vir my gevra het. Wanneer laas het jy hierdie gemors nodig gekry, waarom maak jy nie vandag jou geestelike laaitjie skoon nie. En net soos ek, gaan jy goed ontdek wat jy nog nooit nodig gehad het nie, en goed wat jy nie eers meer kan onthou waarom jy dit gebere het nie.

Gaan sit vandag by jou geestelike laaitjie en trek dit oop en begin skoonmaak. Gooi alles uit, raak ontslae daarvan en dan doop jy 'n lappie in die reinigings middel van die Heilige Gees en vee jy al die hoeke skoon. Was die laai uit en dan vind jy uit jy het nou pakplek vir daardie ou blommetjie wat jou man sommer in die tuin vir jou gepluk het. Jy het plek vir daardie mooi prentjie wat jou kleinkind vir jou geteken het. Jy het plek vir 'n mooi fototjie van jou gesin en van julle laaste kuiertjie saam. Jy het plek om liefde weg te pak en nou dat alles skoon is ... is daar baie plek vir die mooiste herinneringe.

Georgie Claassen



Bankovs, Manie Fourie and Bertie Wessels Trophies/Trofees

Rules

1. The duration of the competitions will be from the 1st of July to the 30th of June.
2. An informative/factual article written and researched by a member will earn 300 points. An informative article from another source send in by a member will earn 150 points.
3. A letter from a member will receive 150 points.
4. Regional news will be awarded 200 points.
5. A match meeting report will earn 200 points.
6. A Regional, Young bird, Agricultural, District or Speciality Club show and the Championship show will earn 1 point per 1 bird, exhibited plus 200 points if areport is send with.
7. A good idea will earn 100 points.
8. A region which increases its membership as explained in 1 above will receive 100 points for every additional member.
9. For every R1 advert for The "Fancy Pigeon" a Region will receive 1 point towards the Bertie Wessels Trophy.

NB Any member who obtain a R850 full page advert for the Magazine will earn free membership for the following year.

Important information

Order from the National Ringmaster:

1. Book of Standards R250 each
2. SAFPA ties (Navy blue) R120 each
3. SAFPA Pocket badge (Navy blue) R70 each
4. SAFPA Area scroll (Navy blue) R30 each
5. SAFPA Honour scroll (Navy blue) R30 each
6. Metal Member & Judges scrolls R50 each
7. National pocket badges (Green) R70 each
8. National Honour scrolls (Green) R30 each
9. National Ties (Green) R120 each

All prices excludes Postage contact National Ringmaster Mr. Robin Prince for correct postage

Reëls

1. Die tydperk van die Kompetisies strek van die 1ste Julie tot die 30ste Junie.
 2. 'n Leersame/feitelike artikel deur 'n lid self geskryf en nagevors verdien 300 punte. 'n leersame artikel vanaf 'n ander bron wat net deur 'n lid ingestuur is verdien 150 punte.
 3. 'n Brief van 'n lid verdien 150 punte.
 4. Streeknuus verdien 200 punte.
 5. 'n Verslag oor 'n Duiwedag verdien 200 punte.
 6. Enige Streek-, Landbou-, Jongduif- Grasperk Spesialiteitsklubskou asook Kampioenskapskou sal 1 punt per duif vertoon ontvang plus 200 punte indien 'n verslag saamgestuur is.
 7. 'n Goeie idee sal 100 punte ontvang.
 8. 'n Streek wat sy ledetal verhoog soos in 1 hierbo uiteengesit sal 100 punte ontvang vir elke addisionele lid.
 9. Advertensiegeld wat 'n streek/lid vir "Die Sierduif" insamel, sal 'n punt ontvang vir elke rand ingesamel ten opsigte van die Bertie Wessels trofee.
- NB 'n Lid wat 'n R850 volblad advertensie vir Die Sierduif werf, sal vir die volgende jaar gratis lidmaatskap ontvang.**

Score board

Bank OFS Shield

- | | |
|-----------------------|------|
| 1. North-of-the-Vaal: | 4250 |
|-----------------------|------|

Manie Fourie Trophy

- | | |
|------------------------|------|
| 1. Eastern Region: | 1800 |
| 2. Western Cape: | 1648 |
| 3. Northern Freestate: | 1040 |
| 4. Western Transvaal: | 885 |
| 5. Northern Cape: | 650 |
| 6. KwaZulu-Natal: | 150 |
| 7. Freestate | 150 |
| 8. SW Districts: | 0 |
| 9. Eastern Province: | 0 |

Om te weet hoe die punte vir die twee trofees toegeken word lees punte 1 tot 8 van die reëls bo-aan die kolom. /To know how the points are allocated for the two trophies read the rules from 1 to 8 in the column above.

Bertie Wessels Trophy

- | | |
|-----------------------|------|
| 1. Noord-van-die-Vaal | 1200 |
| 2. Vrystaat | 100 |
| 3. Noord Vrystaat | 100 |

Die Bertie Wessels Trofee se punte gaan oor punt 9/
The points for the Bertie Wessels Trophy is according to point 9