


Die Sierduif

Februarie / February 2023

The Fancy Pigeon



African Owl



Blondinette



Satinette



Turbit



Chinese Owl



Old German Owl



German Shield Owl



Italian Owl



Old Dutch Turbit

Owls

-

Frills

-

Turbits

Editors page / Redakteur se blad

Indeks / Index

Editors Page / Redakteur se blad	2
Redaksioneel/Voorwoord	3
Sponsduif Prestigeskou - Ds Hennie Hattingh	4
SA Kampioenskapskou 2023 - Shaun Smeda	6
Developing a strain of Rollers - Nando Oosthuizen	7
Strikduif Spesklub - Shaun Smeda	9
John se tandeborsel - Christo Munnik	9
Birmingham Roller rolling chart - Nando Oosthuizen	11
Om te skou of nie te skou nie - Lourens Muller	13
The perfect team part 1 - Nando Oosthuizen	16
Scoreboard and Rules	20

Birthdays /Verjaarsdae

C002 - At van Jaarsveld	-	02-Mar
G005 - Meis Swanepoel	-	10-Mar
H081 - Jannie Kleinhans	-	13-Mar
H073 - Hendrik Matthee	-	21-Mar
D054 - Helene Roodt	-	22-Mar
B039 - Louis vd Walt	-	22-Mar
W003 - Lizelle Swanepoel	-	30-Mar

New Member

Jan van Dyk G052

'n Vrou kom baie laat by die huis van haar werk af, aan. Sy is moeg en hoogs geïrriteerd. Met die intrapslag staan haar 5-jarige seun by die voordeur al wagtende vir haar.

SEUN: 'Mammie, mag ek jou 'n vraag vra?'

MAMMIE: 'Sekerlik, wat is dit?' reageer sy.

SEUN: 'Mammie, hoeveel verdien jy in een uur?'

MAMMIE: 'Dit het absoluut niks met jou uit te waai nie.

Waarom vra jy sulke vrae?' sê-vra die vrou baie vies.

SEUN: 'Ek wou maar net weet. Maar sê my asseblief hoeveel maak jy in een uur?'

MAMMIE: 'As jy dan moet weet, ek verdien R 50 'n uur.'

SEUN: 'Oo,' reageer die klein seuntjie met sy koppie om-laag.

SEUN: 'Mammie, mag ek R25 by jou leen, asseblief?'

Die ma is nou buite weste, 'Indien jy dit vra om enige gemors speelding of enige ander gemors te gaan koop, moet jy liefers na jou kamer toe gaan en loop slaap. Dink daarvoor waarom jy so selfsugtig is. Ek werk nie verniet elke dag so hard vir sulke kinderlike beuselagtighede nie.' Die seuntjie beweeg stilweg na sy kamer en maak die deur toe ... Die moeder gaan sit en word by herhaling vieser en ergerlik oor die seuntjie se vrae. Hoe durf hy sulke vrae vra om slegs geld te verkry? Na ongeveer 'n uur en meer, het die jong vrou gekalmeer en by haarself geredeneer: Dalk was daar rerig iets wat hy nodig gehad het om met die R25.00 te koop en buitendien vra hy nie dikwels vir geld nie. Sy loop na die seuntjie se kamer-deur en maak dit oop. 'Slaap jy al, seun?' vra sy. 'Nee

Mammie, ek is wakker,' antwoord die mannetjie.

'Ek het daarvoor gedink, dalk was ek so effens hard met jou vroeër,' sê sy ma. 'Dit was 'n baie lang dag en ek het al my aggressie op jou uitgehaal. Hier's die R25 waarvoor jy gevra het.'

Die seuntjie sit onmiddellik met 'n breë glimlag op sy gesig, regop: 'Ag, baie dankie Mammie!' gil hy opgewonde. Hy steek dan sy hand onder sy kopkussing in en trek 'n klomp verfrommelde rekeninge daar onder uit.

Die vrou sien dat die seun reeds geld het, en sy begin van nuuts af om haar vir hom te vererg. Die seuntjie begin stadig sy geld te tel, en kyk dan op na sy moeder. 'Waarom wil jy nog meer geld hê as jy alreeds geld het?' grom die ma. 'Omdat ek nie genoeg gehad het nie, maar nou het ek!' antwoord die seuntjie. 'Mammie, ek het nou R50.00. Kan ek 'n uur van jou tyd koop? Kom, asseblief, môre vroeg huis toe. Ek wil graag hê ons moet môre-aand saam eet.' Die ma is verslae en platgeslaan. Sy sit haar arms om haar seuntjie, en smeek hom om vergifnis.

Hierdie is 'n baie klein wekroep aan almal van ons wat so hard werk. Ons moet daadwerklik tyd maak vir diegene wat vir ons baie beteken en baie na aan ons harte is, sonder om die geleentheid deur ons vingers te laat glip. Onthou om daardie R50-tyd aan iemand vir wie jy baie lief is, te spandeer.



Voorwoord vir die Sierduif

***Deur Chris de Bruin
Nasionale President
van die SASV***

Op die pas afgelope UK Vergadering is besluit dat die UK Lede maandeliks die Voorwoord vir die Sierduif sal skryf. Min wetende dat ek die eerste een sou wees wat dit moet doen.

Die UK het in Malmesbury besluit om die moontlikheid van 'n sentrale SA's te ondersoek en daar was 'n komitee aangestel om die saak te deurkyk. Nadat die komitee doodgeloop het, het Noord-van-die-Vaal Streek, toe nog onder leiding van Gerhard van Aswegen besluit om die gedagte tot uitvoer te bring en het hulle besluit om die jaar se SA's in Bloemfontein aan te bied.

Wes-Transvaal het nie op hulle laat wag nie en het dadelik gesê dat hulle deel wil wees van die poging. So gesê, so gedaan en nou is daar 'n skou komitee bestaande uit Noord-van-die-Vaal en Wes-Transvaal lede, hard aan die werk om 'n sentrale SA's in Bloemfontein te reël en te beplan. Die komitee poog om 'n bekostigbare en lekker SA's vir die lede aan te bied en daar word ook weer iets vir die dames beplan. Ek wil die komitee, onder leiding van Shaun Smeda alle sukses toewens met

die groot poging wat met baie logistieke uitdagings gepaardgaan. Ek is seker dit gaan 'n groot sukses wees en almal gaan die SA's weer baie geniet.

Ons ledetal aan die einde van Desember 2022 was die laagste wat dit nog in baie jare was en die UK is hard aan die werk om na maniere te kyk om lede te werf. Om lede te werf is nie werklik 'n probleem nie, maar om hulle te behou is die probleem. Ons besef egter dat die huidige ekonomiese toestand in ons land baie tot die tendens bydra. Daar was dan ook op die UK Vergadering van 4 Februarie 2023 besluit dat junior lede tussen die ouderdom van ses (6) en sestien (16) jaar voortaan gratis lidmaatskap tot die SASV sal hê.

Baie lede het probleme in hul hokke met vermoedelik die nuwe "Combined Rotavirus and Circovirus" en Dr. Ockert Botha het 'n artikel daaroor geskryf. Daar is ook bevestig dat daar nog geen entstof vir die virus beskikbaar is nie. Ek is een van die baie lede wat al my jong duiwe verloor het. Dit maak 'n mens negatief en op 'n stadium het Theresa gesukkel om my by die hokke te kry aangesien mens so negatief raak om elke dag hokke toe te gaan en 'n dooie of siek duif aan te tref. Maar ons sal ook weer opstaan na hierdie uitklophou.

Ek wil vir Cora dankie sê vir die moeite wat sy met die Sierduif doen. Ek moet seker nie vir Christo uitsluit nie, want hy help haar ook baie. Verder hoop ek ons lede het 'n voorspoedige 2023 skou seisoen.

Duiwe Groete

Chris de Bruin

***Om lief te hê en bemin te word is om die son
van albei kante te voel.***

***Daar is klank in elke vorm van die natuur.
Luister met jou hart***



**Sponsduif Prestigeskou
21 Januarie 2023**

Ds Hennie Hattingh

Op Saterdag, 21 Januarie 2023, is die jaarlikse Prestigeskou van die SA Sponsduifklub gehou in Noord-Vrystaat se skousaal op die terrein van die AP Kerk te Kroonstad.

Sewe vertoners het 8 Carriers en 32 Dragoons ingeskryf. Die Carriers se beoordeling is deur Bertie Wessels gedoen en die Dragoons deur Gert Venter. Volgens die beoordelaars was die standaard besonder hoog vir hierdie tyd van die jaar. Die finale uitslae lyk soos volg:

Beste Carrier op skou:

Helene Roodt

Beste Dragoon op skou:

Nico van Rensburg.

Beste Sponsduif op skou: Nico van Rensburg.

Die uitslae in die kleurklasse is as volg:

Carriers: Helene Roodt het almal gewen.

Dragoons:

Best Red Check: Piet Odendaal

Best Blue Bar: Nico van Rensburg

Best Grizzle: Nico van Rensburg

Best Black: Bertie Wessels

Best Mealy: Piet Odendaal

Best AO Standard Colour: Hennie Hattingh

Dit was 'n aangename dag wat deur almal teenwoordig baie geniet is. Die skou is afgesluit met 'n bring en braai en heerlike saam kuier."

Aangeheg dan 'n klompie fotos in volgorde:



Beste Carrier op skou vertoon deur Helene Roodt



Beste Dragoon asook beste Sponsduif op skou vertoon deur Nico van Rensburg



Bertie Wessels besig met beoordeling van Carriers



Gert Venter besig met beoordeling van Dragoons



Helene Roodt ontvang haar trofee vir beste Carrier op skou vanaf Ds Hennie Hattigh links op die foto is Helene se man Chris Roodt



Nico van Rensburg ontvang sy trofee vir beste Droom asook beste Sponsduif op skou vanaf Ds Hennie Hattigh

SA Kampioenskapskou 2023

Shaun Smeda
President Noord-van-die-Vaal



By nou is dit al algemene nuus dat die SA Kampioenskappe die jaar deur Noord-van-die-Vaal streek in Bloemfontein aangebied word in samewerking met Wes-Transvaal streek.

So voor almal laat weet dat ek 'n foutjie gemaak het om te sê ons bied dit aan in Bloemfontein kan ek julle gerus stel dit is korrek. 'n Sentrale kampioenskapskou is al 'n geruime tyd op almal se lippe, met die doel om dit meer toeganklik en bekostigbaar te maak vir ons lede van reg oor die land. Die konsep van streke wat saam werk is reeds verlede jaar gedurende ons streeks skou suksesvol beproef deur die hulp van Wes-Transvaal aan die admin kant.

Ons gaan moet inoverend wees as ons die geliefde sport 'n regmatige kans op voortbestaan wil gee. Die jaar het die UK ons versoek ondersteun om die skou te verkort tot 3.5 dae sonder dat ons afskeep aan enige van die normale prioriteite en formaliteite, dit sal darem 'n paar pennies spaar vir besoekers ook.

Met bekostigbare verblyf van so min as R220 per

persoon en die eerste twee aand se "kuiers" op dieselfde perseel gaan daar laat aand om die vuur nog duiwe gesels word sonder die bekommernis om te bestuur "huis" toe. Eerste aand se spitbraai en by kosse word gratis voorsien so daar is nog 'n aand se ete te bespaar aan die besoekers, en moet nie vergeet dat ons gasvryheid en geselskap gratis is vir die paar dae.

Soos altyd sal daar pryse op die spel wees en natuurlik 'n geskenkie vir elke besoeker en selfs 'n dag uitstappie vir die dames, so bring die hele familie saam behalwe jou skoonma. Slaap plek vir 150 mense, o ja en Spar (en TOPS) is 20m se stap.

Skou sal plaasvind by die Bloemfontein skou gronde van Woensdag 28 Junie tot Saterdag 1 Julie, vir meer detail besoek gerus die SASV webtuiste of kontak my gerus. Marleen Esterhuizen sal ook beskikbaar wees vir hulp aangaande die akomodasie

So beplan vroegtydig en sit 'n paar pennies weg en kry die duiwe reg, want die jaar gaan ons groot!!!

Ten laaste net 'n woord van dank aan die UK en ander streke wat hulp en ondersteuning geoffer het om 'n sukses te maak van die eerste van sy soort in die geskiedenis van die SASV.

Sien julle in Bloemfontein

Duiwe groete

Plakkerskamp Boerdery

Stantonstraat 1, Fichardpark, Bloemfontein.

Selfoon: 082 378 6447

Epos: plakkers@wol.co.za

August 2022

Teler van: Brunner Pouters in Wit, Blou, Bruin & Swart

Teler van die Reserwe Kampioen duif tydens

2022 SA Kampioenskapskou

Teel ook: Norwich Kroppers in Rooi, Mealy & verwante kleure





Developing Strain of Rollers.
Submitted By: Nando Oosthuizen
Written By WILLIAM. H. PENSOM
Taken from: <http://www.centralrollerclub.com/>

At the outset let me say, that the word breed, which is commonly used by all, is wrong. In fact, there is only one breed of Birmingham Roller. What one generally understands by the word "breed" should be expressed by the word strain. Generally speak-



Champion Roller

This Pensom Roller hen won champion roller and best bird of show at the 1971 Pacific International Livestock Exposition, Portland, Ore, and won best opposite sex Birmingham Roller at the Clark Country Pigeon Fanciers Fall Show. Photo by John Jergenson - bred and owned by Jim Spawn, Scio, Ore.

ing, no one has created a breed, but many fanciers have cultivated a strain which often bears their

name. These strains are often the fruits of lucky mating, and even mere chance and nearly always, even the expert can attribute his success to something of the same order.

The great difficulty in discovering the value of a pigeon lies in the fact that there are birds with invisible and implacable faults. The expert should be able to overcome these difficulties. He should be able to choose out of a flock of Rollers, the pair of birds with which he intends to cultivate his strain. It is to be understood that the said flock, contains some



Two top-Notch Birmingham Roller Hens

Two Top- Notch Birmingham Roller Hens. Left a Black Mottle hen band number PRC 182, and right a Blue Check Badge hen band number 206-57- Both hens bred and owned by Willia H Pensom, Calif.

birds susceptible of producing something good. It is, indeed, quite common, that even in large numbers of birds, one does not find a single pigeon that is worthy of the consideration of the expert. The degeneration of the Birmingham Roller pigeon is the result of multiple cross breeding, which is done everywhere quite unconsciously by the non-initiated, who wish to find some improvement in the degeneracy, but instead produce poor blood. We can therefore estimate and without any exaggeration,

Christo Munnik Nasionale Beoordelaarsbeampste



*Teel met Roller duiwe vanaf 1963
 en met Birmingham Rollers vanaf 1980
 Teel nou ook weer met Barbs
 e-mail: cora.christo@gmail.com
 Sel: 076 391 5800*



Oktober 2022

that from the total number of Birmingham Rollers bred, there are ninety per cent of no value whatever. A large number of these birds do not deserve the title of "Birmingham Roller," as they do not possess the necessary qualifications.



Let us explore the qualities for a bird destined to high flying. The body must be of a robust and compact structure, a strong or rather large and round chest, a silky plumage, and the eyes must be bright, which often denotes the character of the bird. The most certain characteristic is the silky plumage, for this is a quality, which is more often than not, accompanied by all the other qualities. The richness of blood is expressed both in the eyes and by the soft silky feather, and its expanse of for it is really only understood with long experience. The deviation of the sternum, or the keel of the breast bone is not a defect, and the presence of an eleventh

primary flight or quill, is not a quality. Mate birds which resemble each other the most, but when one of them is very young, give it an old bird for a mate, and vice-versa. This is the secret of good mating.

Do not believe in the theory that the first egg laid by a maiden hen is the best, or in any way to be valued above any other that is laid in later life. If such was the case, then every breeder would have no difficulty in breeding champions. Also a great number of youngsters would be bred each year with the idea in view that the older birds are somewhat inferior in reproducing quality than a youngster bred from same. All ages of birds breed good ones, but with the exception Of luck, good youngsters can come Only from a strain or family of pure blooded pigeons. The fact that yearlings, when mated together, breed good ones, does not prove they are the best to breed. Maturity plays a very important part in the evolution of a strain. Some strains mature earlier than Others. In any case, it is more reasonable to assume that an adult has more influence on the character of a youngster, if the mate used is of immature status. In the case of two yearlings mated together, there is always the same doubt as, to the youngsters parentage. Always remember, that the youngster is as old as its mother.

The influence of character and quality produced by each pair of breeders is not a mixture in equal parts of the qualities of the parents. Never trust to luck. Do not breed any birds of unknown origin, and only buy and accept birds from a loft which you are certain holds only first class Stock. Birds are only as good as the fancier who breeds them, that is to

George Nell



*Teel met Syrian Dewlaps
en gaan poog om met hulle te vlieg
e-mail: georgenell42@gmail.com
Sel: 083 536 6917*



Oktober 2022

say the better the breeder understands his birds, the better the quality of the pigeon. The form or condition of a pigeon plays the principle role in any flight or competition, the bad bird is never in form.

The state of super health is manifested by a tight vent and by a thick layer of powder on the plumage which comes off on your coat when handling the birds.



Strikduif Spesklub Shaun Smeda

Gedurende die UK vergadering is daar gekyk na die verskillende spesklubs en of hulle wel aktief is of in trust gesit met word.

Aangesien my geliefde rasse ook 'n strik het, het ek dit goed gedink om die klub weer aan die gang te kry as wat ons toe kyk dat rasse dalk uitsterf of net verdwyn tussen lede wat kom en gaan.

Ons behoort binnekort die bestuur te kies en meer details rondom ons klub te gee So as jy 'n Italian Owl, Chinese Owl, Blondinette, Sati-nette, Old German Owl of African Owl liefhebber is laat weet gerus en ons sit julle op ons groepie.

Strikduif Groete



JOHN SE TANDEBOR-SEL

*Geneem van Internet
Ingestuur deur Christo Munnik*

"Hallo Antie.

Kan ek maar sê Antie Ouma asseblief? My naam is John."

Hy hou sy handjie uit na my.

"Hallo John, ek is Margaret."

"Dis 'n mooi naam Antie Ouma."

"Dankie John."

"Wat maak Antie hier?"

"Ek maak die hospitaal skoon saam met 'n klomp mense. Ons verf die mure, hang gordyne, help waar ons kan."

"Ek bly hier Antie. Ek het toring. Ek bly al langer as 'n jaar hier. Eenkeer het ek vir meer as 30 dae vir my pa voor die hospitaal gewag. Hy het nie gekom nie. Ek dink hy het my vergeet. Toe word ek weer baie siek en hulle sit my terug in die hospitaal Antie Ouma."

Harry Munnik

*Teel met Birmingham Rollers
Brunner Pouters
Norwich Croppers
Indian Fantails
Holle Croppers
Mookees*



Sel: 072 600 6919 - e-mail: munnikharry5@gmail.com

Oktober 2022

Ek sien John se hempie is te klein. Knooploos. Asof hy daar uit gegroei het. Al vir 'n jaar lank aan die groeiproses werk. Hy kyk grootoog na die swart sak in my hand.

“Wat is daai Antie?”

Ek sit die sak neer en haal vir hom 'n pakkie uit. “Sommer net ietsies vir klein mensies” sê ek en gee hom 'n pakkie. “Dankie Antie” sê hy grootoog, en 'n wit glimlag van ongeborsele tande wys.

Hy haal die sepie, speelding, tandepasta, boekie, lekkers en tandeborsel uit. Hy wys my die tandeborsel. “Is 'n bloue! Is dit myne Antie Ouma?”

“Ja John, net joune.” Hy klem die tandeborsel vas. “Kom Antie nou hier bly?” “Nee John, ek kom net naweke.”

“Sê weer wat maak Antie Ouma hier?”

“Ons verf die mure, hang gordyne, sit wiele aan die beddens, en maak skoon. Ja, ook vertel ons mense van Jesus, lees uit die Bybel en bid vir hulle.”

“Ek ken vir Jesus. Hy bly hier”. Hy raak stil. Ek kon sien iets pla die outjie. “Wat pla jou, John?” vra ek. “Antie, as ek dalk eendag uit die hospitaal kom, waar kry ek vir Antie om die tandeborsel terug te gee?”

Die opregtheid van sy vraag, so kinderlik soet ...

“Dit is joune, John”.

“Vir altyd en altyd?”

“Ja, vir altyd en altyd.”

Hy byt sy lip.

“Sal Antie my naam daarop skryf?”

Ek skryf: Aan John, .. met liefde van Jesus.

“Dankie Antie Ouma.”

Hy sit sy tandeborsel in sy half-afgeskeurde sak en volg my vir die res van die dag.

Daardie week maak ek klere bymekaar vir John. Klere wat pas of bietjie te groot is. Ek skryf sy naam op alles. Die volgende Saterdag toe die hysbak se deur oopmaak, staan John daar. Hy wag vir my.

“My Antie Ouma Margaret!”

Hy omhels my.

“Kyk, ek het nog steeds my tandeborsel!” verklaar hy trots.

Hy glimlag 'n spierwit lag met geborsele tande.

Hy kyk na die sak in my hand.

“Het Antie gordyne gebring?”

“Nee John, dit is klere. Vir jou.”

Sy handjies val. Trane loop uit sy geel ogies.

“Vir my Antie, net vir my John, van die agste vloer?”

“Ja John, kyk jou naam staan in hulle.”

Hy kyk. Hy huil. Vee die trane met die agterkant van sy hand af.

“Antie, kan ek asseblief iets vra?”



**South African Rare Breeds Club
Suid-Afrikaanse Skaarsras Klub
Established *** 1988 *** Gestig**

**We endeavour to enhance the following rare breeds
Ons bevorder die volgende skaarsrasse**



Arabian Trumpetter, Carneau, Cauchois, Crested Soultz, Damascene, Danish Saubian, Danzig High Flyer, Domestic Flying Flight, Domestic Show Flight, Dutch Capuchine, Dutch Highflyer, Fairy Swallow, Full Head Swallow, Maltese, Indian Fantail, Jacobin, Memeler Highflyer, Muffed Ice Pigeon, Cleanlegged Ice Pigeon, Nuremburg Lark, Ptarmigan, Silician Swallow, Gimpel, Starling, Stargard Shaker, Steinheimer Bagdad, Satinette and Blondinette & Strasser

**For more information - Contact - Vir meer Inligting kontak
President: Hennie Hattingh Tel: 034 995 1020 Sel: 082 923 3910
Sekretaris: Sel: 084 889 3538**

April 2022

“Jy is welkom, wat kan ek vir jou doen?”

“Kan Antie uitvee wat op my tandeborsel staan?”

Verbaas vra ek : “Hoekom John?”

“Dis nou bietjie verkeerd. Antie moet oor skryf. Antie moet skryf:

Aan John, met baie baie liefde van Jesus, want Hy moet my baie liefhê.”

Ek vee sy trane met my duime af. Ek seën die

maer, geel teringlyfie. “Ja Johnnie, Jesus het ons baie lief”, sê ek terwyl hy my trane met sy hempie afvee ...

Mooi dag vir jou - mag jy ook die Here Jesus Christus se liefde só ervaar en aangee...skryf vandag op jou tande borsel....al my seeninge kom met baie baie liefde van Jesus.

Kyk om jou rond en deel Sy liefde met die wereld.



Birmingham Roller Rolling Chart.

**By Nando Oosthuizen
Taken from : <https://www.roller-pigeon.com/>**

Since I have started to breed my own birds in 2017 after my dad told me to come and see how his kit is rolling and I got hooked all over again, I have strived to follow my dad as my Nr1 mentor, I also wanted to do it like they did it many years ago


So now since I now have been doing this on my own and remember all my dad’s teachings in the back of my head and still follow it like a religion, I am now recharging all the old articles I can find especially of or on WH Pensom. The following article was found on www.roller-pigeon.com and it talks about the ROLL!!!




Rolling Chart

I have given much thought to this problem and have attempted to put it down on paper as simple


as possible. I have broken down the rolling styles into five basic types. These are not the only ones, but they are the ones to look for from the best to the worst. I have lettered them in frames from A to E, with A being the best to E as the worst. They are all turning in good velocity, and undoubtedly, they will help you in knowing what to look for.



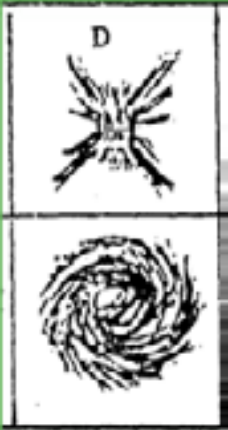
Frame “A”, in a side view, shows a very small ball turning at great velocity, and you will note a small hole in the centre about the size of a half dollar, traveling at such great speed in velocity you would probably see; from a front view, a small ball as well, and because of the rapidity of the roll, the wing tips have become practically transparent to the naked eye. This style of roll should be found losing altitude approximately the speed of gravity, because of his non-friction, streamline style. I should also mention if this should ever come in contact with the ground while rolling, it would probably be found dead instantly or severely injured.



Frame “B”, is much like frame “A” as far as the quality of style in rolling, but the velocity is not as great as that of “A” so you should be able to sight a little more wing action than of “A”.




Frame "C", from the side view, would appear in a much larger ball than that of "A" and "B". You will also see a larger hole in the centre of about two inches in diameter, and from a front view you should get a good description of the letter "H".



Frame "D", is a very common type. They are usually considered the deep Rollers. They can be found rolling 50 to 100 feet in what most fanciers try to claim as a good one in style. This is not to say they are always deep, but their abilities are not limited to the depth of their roll.

This is the type that I feel is most misunderstood, because from the side view, if one was to look hard enough, he might see one or more holes, and also the ball would be about the size of frame "B" but from the front view, because the wings are in a 45-degree angle while rolling, you should see the figure of a letter "X". I should not fail to mention that the 1/2 speed of descent, during the roll, is not as fast as frames "A", "B", and "C", so you can see the wings are giving the bird more friction while

dropping, also this type could easily survive hitting the ground more than once, because of his lack of speed in velocity and descent.



Frame "E", is probably the most common type of all five frames. This type should be said the one that is turning in the style of a Tumbler, but at the same time has developed the speed in velocity of the roller. My name for this variety is what I call the Spinner. You can never witness the hole, in the

centre of the ball, from aside view. You should also note that the size of the ball is much smaller, much like frame "A". From a front view, you should find that the wings are stretched nearly straight out, giving the bird a much more dominant drag to the descent during the roll. These are commonly found in the lofts of the so-called dual-purpose Rollers.

In review, on looking back to the five frames below, I should mention that frame "A" is the most outstanding performer anyone could ever hope to see. And so rare that you may never see it. I should also mention that frames "B" and "C" could never be found in the lofts of anything less than the highest quality Rollers, of a fancier who has devoted much time to the breeding of performance only.

Cora Munnik Nasionale Redakteur



*Teel met Portugueses Tumblers
Old German Owls
en Domestic Showflights
e-mail: coramunnik@gmail.com
Sel: 076 313 2873*



Oktober 2022

Elke dag wat oor ons breek bied nuwe geleenthede vir diens, liefde en vergifnis.



Omte skou of nie te skou nie

Lourens Muller

Skou sal altyd n belangrike en sterk maatstaf wees vir telers om verskeie redes, Dit is n manier vir jong telers om hulle in die stokperdjie te vestig. op skoue leer hy medetelers ken en in hul kennis deel, duiwe kan gemeet word teen ander telers.

Deur te skou skep jy n geleentheid om duiwe te koop en te verkoop. As u nie wil skou as gevolg van die koste is dit te verstane. Almal het dieselfde

koste probleme en as jou duiwe nie geskou word nie sal niemand van jou weet nie, en sal jou rasse so vergete word.

As jy om enige ander rede nie wil skou nie moet uitgevind word wat die probleem is. Miskien beoordelaars of beoordeling, dan is dit die plig van die SASV om aandag daaraan te gee, miskien deur beter opleiding. Praat met beoordelaars en telers wat die kennis het en goed skou.

Beoordeling is nie altyd maklik nie en moet gerespekteer word, ek glo hulle doen hulle bes om almal tevrede te stel. Onthou seleksie van jou duiwe begin wanneer jou kuikens gespeen word. Skoue is die regte plek om jou duiwe met ander te vergelyk om te sien of jy op die regte pad is of val jy van die bus af. Beoordelaars onthou net julle is 'n bepaalde faktor of telers gaan skou of weggedryf word.



Combined Rotavirus and Circovirus.

Submitted By: Nando Oosthuizen

Written Dr Ockert J Botha (BVSc)

36 Louw Wepener Street Sedgefield 6573

Cell Phone No. 0829226355 E. mail drbotha@vetsfocus.co.za

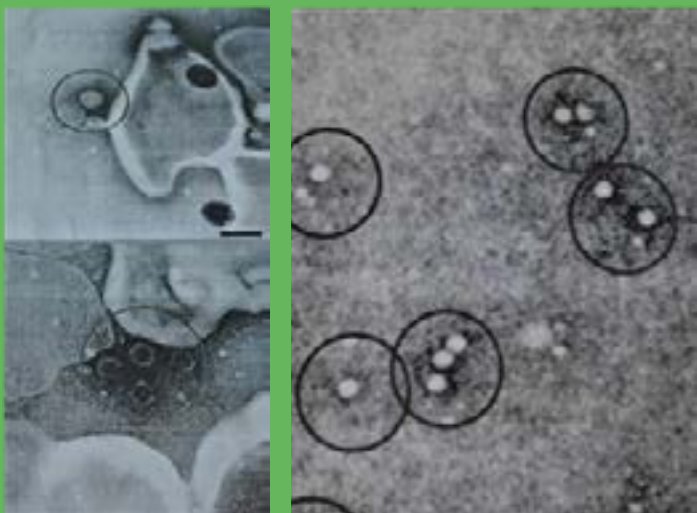
SAVC reg no D83/1764 / Practice number R15/13824

Combined Rotavirus and Circovirus outbreak in pigeons in South Africa. 05 February 2023

To all Pigeon Fanciers.

In February 2022 I reported on a possible Rotavirus outbreak in South Africa that was causing acute deaths in pigeons in several areas of South Africa. One year later it has now been confirmed that two separate cases of combined Rotavirus and Circovirus infections have been diagnosed by Electron microscopic (EM) analysis at the Faculty of Veterinary Science University of Pretoria from pigeons in South Africa. The clinical symptoms as well as the acute onset, progression of disease and very high death (mortality) rate it was highly suggestive of Rotavirus infection. However in these cases pronounced respiratory symptoms was also evident.

The confirmation of combined rotavirus and Cir-



covirus infection is incredibly important as we are aware that Circovirus causes severe immune compromise in pigeons.

Clinical symptoms are as follows:



- Acute loss of appetite.
- Dramatic Increase in water consumption.
- Green stained urine (Biliverdin in urine).
- Small amounts of green stained faecal material present
- Regurgitation (Vomiting).
- Crop stasis with water accumulation in crop
- Weakness and inability to fly.
- Moribund state followed by acute death.

The symptoms have an extraordinary acute onset and fast progression, with pigeons dying in many cases, within 18 to 24 hours from the first onset of symptoms.

Differentiating the disease from other viral diseases:

In cases of PPMV the urine is clear with minimal green staining and in Young Bird Disease (Circovirus) the faecal component is mostly still present but voluminous, soft and smelly. It is however possible

that pigeons may suffer from one of the above and then progress to the new disease. This has been confirmed by the above mentioned EM diagnosis

Diagnosis:

Post Mortem examinations of early cases of the disease needs to be made as soon as possible. Submission of tissue samples and stool for EM diagnosis and further viral isolation and typing via sequencing need to be performed. It is best to submit live pigeons that has just started showing symptoms along with some moribund cases as well as some recently dead pigeons. The dead pigeons must not be frozen but rather kept refrigerated.

Preventative measures:

- Follow a closed loft approach.
- Do not allow any stray pigeons in your loft.
- Refrain from visiting other pigeon lofts for the time being.
- Daily disinfection of all the lofts with an effective and non corrosive disinfectant such as
 - Virkon must be done
 - Make use of overcoats, foot baths, hand sanitizers and apply good sanitary practices in your lofts.
 - Ensure that your pigeons especially young birds have been adequately vaccinated against PPMV1 (Specifically the Deltamune Pakistani strain and ND virus vaccine)
 - Wean all youngsters into a completely separate weaning loft.
 - Follow a good youngster weaning program. (/ programs}
 - Isolate any ill pigeons immediately well away from

Suid-Afrikaanse Homer Klub



*President: Christo Munnik
e-mail: cora.christo@gmail.com
Sel: 076 391 5800*

*Sekretaris: Attie van Aswegen
e-mail: attievanaswegen@gmail.com
Sel: 082 411 8483*

April 2022




healthy ones.

- Add Avio Rotaban the pigeon specific Prebiotic, Probiotic and immune stimulant product to the food at least 4 x per week.
- There is currently no vaccine available.

Treatment during the disease outbreak:

Rotavirus in pigeons causes primarily acute Liver failure. In the above mentioned cases Respiratory symptoms were also evident. Avio Lectrolyte to the drinking water daily. Make up fresh mixtures 2 x per day. Cranberryfruit juice may be added. Treat all pigeons in the lofts continuously with Avio Rotaban (Pre and Probiotic powder combined with Beta-glucan, anti-oxidant, apple cider vinegar and toxin binder.



Also fortified with Liquorice extract (Glycyrrhiza uralensis), Case in and Bovine colostrum over the

food. Carry on with this until all symptoms have stopped. And then carry on four times per week for at least 4 weeks. Do not use broad spectrum antibiotics as a routine.

The use of Neomycin as a single source antibiotic may be considered as it has been shown to have Rota virus inhibitory effects. In the above cases where Respiratory infection is evident the use of Avio Spiradox for 7 days continuously has been successful. The use of Ivermectin needs to be further examined. Individual dosing of very sick pigeons may be attempted via tube feeding with lectrolytes and highly digestible food mixtures. The danger of overdosing and aspiration needs to be taken into account. Heavy concomitant infections with Trichomonas may be treated with Ronidazole.

Summary:

Further attempts must be made to confirm the incidence of this devastating pigeon disease. Self-isolation and sanitary practices must be followed at pigeon lofts whilst the outbreak is underway and for at least 4 weeks after the last case has been seen. Preventative measures as described above must be instituted by fanciers ASAP.

Correct treatments based on the correct diagnosis and scientific principles must be followed.

Regards

Dr Ockert Botha (BVSc)

SANPO Veterinarian

Birmingham Roller Vertoners Klub



President: Christo Munnik
e-mail: cora.christo@gmail.com
Sel: 076 391 5800

Sekretaris: Attie van Aswegen
e-mail: attievanaswegen@gmail.com
Sel: 082 411 8483

April 2022



The Perfect Team.

Submitted By: Nando Oosthuizen

Written By Graham Dexter

Taken from: <https://nbrc.us/>

**Photos taken From: <https://rollerpigeons.com.au/>
Part 1**



My definition of a perfect team is one that performs to an excellent standard on a regular basis. It has to be reliable in its everyday performance and regularly perform safely to a consistently high standard and exceed expectations from time to time. This does not mean that it is a team comprising of all star performers, indeed sometimes it is the



Graham Dexter

individual star performer that betrays the overall performance of the team. The team that performs in competent unison, seemingly effortlessly, safely and stylishly, without significant errors is the perfect team for me. However, that is simply my perfect team, each fanciers must set his or her personal objective from their own standard and vision of what they consider perfect. It maybe that other fanciers have other objectives. For some it is simply to beat the competition; to produce a reliable

workmanlike performance, to produce a graphic advert in order to sell more stock, or even to set a standard for others to pursue. Any of these objectives can be achieved in time when a thorough path towards this goal is followed. My advice is thus to follow the following pathway.

Research, information, and knowledge:



Any fancier embarking on this team building will need to 'know his knitting' a well-known maxim for people in business. A team can only be built if the fancier has a good overall knowledge of what he is trying to achieve, a sound knowledge of management methods, a good grasp of training, feeding, and keeping the team healthy. Usually, this knowledge and skill is built up during an initial 'apprenticeship'. This apprenticeship may have had with it many failures and disappointments. It will have had some sporadic success, and these are from which we all learn. For the apprenticeship to be meaningful we must have learned hard lessons which gives us our motivation to succeed.

Vision and Recognition

The kit master is you. You will have learned what an excellent team is through seeing one in action or having exceptional vision of exactly what you want to achieve as a result. It is well known that a writer who starts a story without knowing the end page will nearly always fail to achieve a good result. It is only when you are able to recognise what you want or visualise the finished product that you will be able to move forward towards your personal end result.

Observation

The fancier who has the ability to see what is going on in the team, to be able to recognise the signs of excellence and also the individuals who are disturbing the team is the one most likely to succeed. The fancier, of whom I know too many, that



watches the team for only a few moments then turn their attention to the tea break is sadly not going to make it. This type of fancier, when they are in another fanciers back garden, tends to study the construction of the loft, the breeding boxes, the kit boxes, the feed bin – while the birds are in the air. These fanciers will never learn what they need to learn about a team of birds from these efforts. Although all the aforementioned curiosities are valuable – but should be attended to after the kit has landed or at least flown some time. The fanciers that don't pay attention to the team in the air are seldom likely to become the astute observers that they need to be for success.

So what's to look for!

- **Flight pattern:** are the birds flying in a figure of eight, what speed do they fly at, are their tails tight or spread? This helps us know if the birds are in the right condition – thus are we watching a team ready to perform, or birds that aren't really going to show us what they are made of yet!
- **Individuals:** Which birds start the break? Are there any birds pulling the kit in different directions? Which birds are rolling too much – distracting from the bigger breaks? Which birds constantly roll from the back of the team and cause the kit to lose altitude? Which birds constantly fly above the kit causing the kit to lift too much? Which birds roll too deep and distract the team? Are there birds in the team that roll when about to land thus causing the



rest of the team to be unsettled and more dangerous when approaching to land?

- **Markers:** Are there birds in your team that act as markers for the team – i.e. are there some birds that when rolling deeper are showing you that the rest of the team are low in body weight? Are there birds that stop rolling first when you have been over flying the team? Are there birds that only land early when they unfit, too heavy or undernourished? Are these birds showing you that the team needs more feed, less, different? Do you have a bird in your team that only flies too long, too high, or doesn't kit when you are doing something wrong in your management? Markers are valuable birds the less observant of us never identify them!

- **Quality:** How consistent is the individual in the team, does it perform to a high standard in 100,



90, 80 50% of the breaks? In the break how many birds close their wings and glide down in the confusion of the activity without performing properly? How many birds commence the roll with a clap first, or end the roll facing away from the kit, or do a loose somersault to end the roll? How many birds perform to low standard but always roll on the break? What is the ratio of reasonable standard rollers to excellent standard rollers in the team? What is the ratio of frequent reasonable standard rollers to infrequent excellent standard rollers?

Acquisition

Finding the right individuals for your team requires a skilled eye and patience. The team will not be built overnight. Researching the best resources, by personal visit, reputation, or help from an expert will save time in the long run. A hastily acquired

individual will cost time and resources that could



otherwise be spent on developing a good team. Remember that 'a silk purse cannot be made from a pig's ear'. Taking time to acquire and put together the best team possible for the money and resources available will pay off in exponentially. Eventually you must be able to produce your own team and this is no mean feat. Acquiring and assembling a team is much easier than producing your own, however, with good observation skills and experimentation is possible to produce good to high standard performers which may enhance the team. Selecting birds to be the stock of the breeding pen is a separate topic, but be aware it will not always be your 'star' performers in your team that will produce you your best results, and yet neither will it be those 'duffer' with significant problems they just require culling!

Selection

Once a team is assembled the kit master is responsible for enabling the best performance from each individual. Balance is the essential message here. Too many frequent rollers will lead to highly energetic activity but with no team performance. Exceptionally high quality rollers may be somewhat infrequent, a few of these in the team will enhance the overall spectacle, but too many will lead to seldomness in performance.

There are several 'types' of roller knowing them

and mixing them in a team can be done successfully if done carefully!



Types:

The 5 main types come in a variety of depths and frequency

1. Very Fast Tight rollers
2. Fast Tight
3. Fast and Very Fast Wingy
4. Fast Graceful
5. Slower Graceful

1. Very Fast Tight: In this category one should bear in mind that it is usual to find more short rollers than deep ones, and the deeper they are usually the less frequent. The deep and frequent ones are generally useless for team performance as they exhaust themselves too quickly and lose the kit.

2. Fast Tight: On the other hand these can be found in deep and frequent, but one needs to remember with this type they will use up a lot of energy so they must be very fit to prevent them losing the kit or landing early. Successful fanciers with this type of bird are the very keen and observant ones that are able to balance its need for exercise to keep it fit and rest to prevent exhaustion.

3. Fast and Very Fast Wingy: These birds are quite entertaining to watch and come in all depths and frequencies. They are often quite energetic as they seem to use less energy and therefore don't tire as easily as the ones that aren't wingy. I think this is because it takes more effort to open the wing fully when rolling, the wingy ones seem to flick the

wing beat which maintains speed but loses the impression of roundness. A variation of this type is the roller that looks very fast but if the observer looks closely they will see that the bird is in fact not rotating head over tail quite correctly, but is rolling head over one wing – this maintains velocity and the visual spectacle, but gives a slightly lob-sided picture to the careful observer. Please note that all these, although not the perfect type, are still quite scoreable for competition purposes, and certainly most casual observers would not notice the difference! Not a type I would give any quality points to though!

4. Fast Gracefull: I have had a soft spot for this type of roller for years, and only recently acquired a few from Dave Moseley. Barry Shackleton in the 70's had some wonderful examples of these, and in the past I saw some of these in Middlesbrough in the late 80's and 90's at fanciers who seldom competed. Last year I saw some wonderful rollers of this type in a near enough perfect team at Chris Robinson's. This type is not quite as fast in the roll as the other 3 types, but is very close. However I believe this type beats its wings fuller and spreads its wing flights in slightly more extended way reaching higher in its wing arc, thus when propelling itself in the roll it gives itself a rounder and cleaner shape. It appears that it does this using less energy than the other 3 types and therefore is able to perform quite frequently and often deeply without too much stress. This type instantly reminds me of the high diver in the Olympic games that seems to perform effortlessly.

5. Slow Gracefull: As long as this type rolls fast enough it is a charmer to watch, this type will roll frequently sometimes quite deeply and fly long times

without distress. It is in a way the best type for competition as it requires very little management, and is the workhorse of many teams. However it must have the 'gracefulness' without this aspect it is the worst kind of roller – the kind that is not in fact a roller at all.



So which should I select for my perfect team? It is necessary to remember that a very fast roller uses more energy than a slow graceful roller yet it is possible to fly all 5 types in one team. The more types you have, the more astute you need to be to balance the team. Fast deep rollers need more rest to maintain their frequency, any excess of body fat will inhibit their performance, the fast graceful type seem to cope with overfeeding much better and can carry a limited amount of excess without affecting their performance. Any roller that is frequent will need ample nourishment and rest, the blend of styles within your team is your choice, a lifetimes experiment may not be enough to get it right, but it can be a rather entertaining pursuit of perfection. (For me this year my 44th year with rollers, it seems perhaps a little too long!)



Nando Oosthuizen
Breeder of True Performing
Birmingham Rollers
 Contact Details:
 9 Moorhen road, Herlikonpark Randfontein
 Cell: 079 585 7631



Januarie 2022

Bankovs, Manie Fourie and Bertie Wessels Trophies/Trofees

Rules

1. The duration of the competitions will be from the 1st of July to the 30th of June.
2. An informative/factual article written and researched by a member will earn 300 points. An informative article from another source send in by a member will earn 150 points.
3. A letter from a member will receive 150 points.
4. Regional news will be awarded 200 points.
5. A match meeting report will earn 200 points.
6. A Regional, Young bird, Agricultural, District or Speciality Club show and the Championship show will earn 1 point per 1 bird, exhibited plus 200 points if areport is send with.
7. A good idea will earn 100 points.
8. A region which increases its membership as explained in 1 above will receive 100 points for every additional member.
9. For every R1 advert for The "Fancy Pigeon" a Region will receive 1 point towards the Bertie Wessels Trophy.

NB Any member who obtain a R850 full page advert for the Magazine will earn free membership for the following year.

Important information

Order from the National Ringmaster:

1. Book of Standards R250 each
2. SAFPA ties (Navy blue) R120 each
3. SAFPA Pocket badge (Navy blue) R70 each
4. SAFPA Area scroll (Navy blue) R30 each
5. SAFPA Honour scroll (Navy blue) R30 each
6. Metal Member & Judges scrolls R50 each
7. National pocket badges (Green) R70 each
8. National Honour scrolls (Green) R30 each
9. National Ties (Green) R120 each

All prices excludes Postage contact National Ringmaster Mr. Robin Prince for correct postage

Reëls

1. Die tydperk van die Kompetisies strek van die 1ste Julie tot die 30ste Junie.
 2. 'n Leersame/feitelike artikel deur 'n lid self geskryf en nagevors verdien 300 punte. 'n leersame artikel vanaf 'n ander bron wat net deur 'n lid ingestuur is verdien 150 punte.
 3. 'n Brief van 'n lid verdien 150 punte.
 4. Streeknuus verdien 200 punte.
 5. 'n Verslag oor 'n Duiwedag verdien 200 punte.
 6. Enige Streek-, Landbou-, Jongduif- Grasperk Spesialiteitsklubskou asook Kampioenskapskou sal 1 punt per duif vertoon ontvang plus 200 punte indien 'n verslag saamgestuur is.
 7. 'n Goeie idee sal 100 punte ontvang.
 8. 'n Streek wat sy ledetal verhoog soos in 1 hierbo uiteengesit sal 100 punte ontvang vir elke addisionele lid.
 9. Advertensiegeld wat 'n streek/lid vir "Die Sierduif" insamel, sal 'n punt ontvang vir elke rand ingesamel ten opsigte van die Bertie Wessels trofee.
- NB 'n Lid wat 'n R850 volblad advertensie vir Die Sierduif werf, sal vir die volgende jaar gratis lidmaatskap ontvang.**

Score board

Bank OFS Shield

- | | |
|-----------------------|------|
| 1. North-of-the-Vaal: | 3650 |
|-----------------------|------|

Manie Fourie Trophy

- | | |
|------------------------|------|
| 1. Eastern Region: | 1650 |
| 2. Western Cape: | 1648 |
| 3. Western Transvaal: | 885 |
| 4. Northern Cape: | 650 |
| 5. Northern Freestate: | 540 |
| 6. KwaZulu-Natal: | 150 |
| 7. Freestate | 150 |
| 8. SW Districts: | 0 |
| 9. Eastern Province: | 0 |

Om te weet hoe die punte vir die twee trofees toegeken word lees punte 1 tot 8 van die reëls bo-aan die kolom. /To know how the points are allocated for the two trophies read the rules from 1 to 8 in the column above.

Bertie Wessels Trophy

- | | |
|-----------------------|------|
| 1. Noord-van-die-Vaal | 1200 |
| 2. Vrystaat | 100 |
| 3. Noord Vrystaat | 100 |

Die Bertie Wessels Trofee se punte gaan oor punt 9/
The points for the Bertie Wessels Trophy is according to point 9